

OUTLANDER



www.new-outlander.com



Drive@earth



3.0-liter GLS shown with optional equipment / Medium Purplish Gray Mica (A39)
*Equipment may vary according to market.

Premium Drive, Premium Moment

While the rest of the crowd clamors for the latest trend, authentic premium quality answers to no standard but its own. OUTLANDER makes its presence felt from the moment it arrives on the scene, pairing sporty excitement with an exclusively sleek look. The aggressive front face styling draws inspiration from jet design, while the muscular fenders and aerodynamic bodylines propel OUTLANDER forward even as it sits at rest. Beneath the hood, Mitsubishi's superior All Wheel Control system balances the fine-tuned and environmentally-conscious performance of the available 3.0-liter and 2.4-liter MIVEC engines. Step inside, take hold, and experience a drive that's all yours.



Bright Lights, Big City

The eye-catching discharge headlamps of OUTLANDER project a brilliant beam and Adaptive Front-light System (AFS) headlamps illuminate corners as you steer into them. Chrome-ringed fog lamps and indicators on the door mirrors offer enhanced visibility and style.



3.0-liter GLS shown with optional equipment / Cosmic Blue Mica (014)
Equipment may vary according to market.

Discover New Things Together

OUTLANDER was born to explore. Its high seating position, stable handling and comfortable ride make it the perfect companion for new adventures. And All Wheel Control (4WD versions) and generous ground clearance mean the discovering need not stop when the tarmac does. The front MacPherson strut and rear multi-link suspension plus weight-saving aluminum roof provide agile car-like handling and comfort, so you can drive with complete confidence while everyone enjoys the elevated view.



Design in Every Inch

Wherever OUTLANDER takes you, it is not only the scenery you will take time to admire. A closer look reveals many details designed to delight. Underneath well-defined wheel arches sit distinctive 16- or 18-inch alloy wheels. And the intricately-designed LED rear lamps are as bright as they are fascinating.

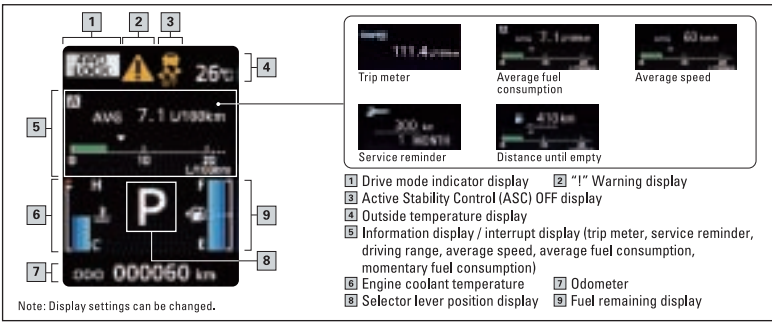




3.0-liter GLS shown with optional equipment / Stitched leatherette beige seats
Equipment may vary according to market.

Premium Interior

Sleek and exciting as the outside may be, the real heart of OUTLANDER is right here. Beginning from an ergonomic cockpit layout that feels custom-fitted for driving excitement, OUTLANDER's premium quality extends throughout the interior to create an environment that is at once serene yet breathtaking. Spacious and inviting, you and your passengers are in for a ride of pure pleasure.



Color Liquid Crystal Multi-information Display

The uniquely designed color liquid crystal multi-information display provides a useful readout of vehicle, trip and outside temperature. With a large, 3.3-inch size for improved visibility, this display makes it easy for drivers to stay informed.



The dash panel features attractive stitched leatherette and silver air outlet panels with chrome accent knobs.



Stitched leatherette is also used on the front and rear upper door trims throughout OUTLANDER, creating a stylish and elegant feel.



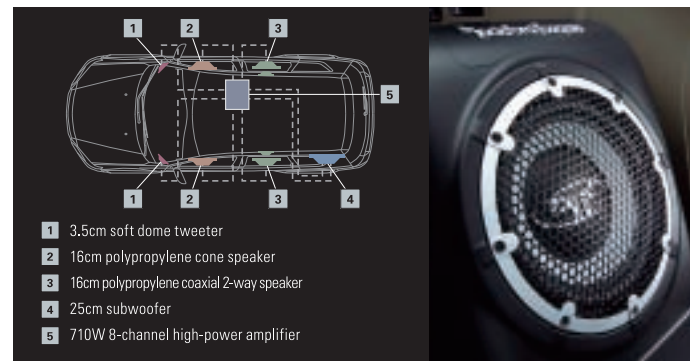
3.0-liter GLS shown with optional equipment / Stitched leatherette beige seats
Equipment may vary according to market.

Premium Equipment



710W Premium Rockford Fosgate® Sound System

Featuring powerful bass response and exquisite high-quality sound, this first-rate sound system was jointly developed with Rockford Fosgate®, one of the top car audio brands in North America, specifically for OUTLANDER. The punch of the bass response is almost overwhelmingly powerful, and is guaranteed to astound and inspire first-time occupants. With a high-powered amp delivering up to 710 watts, the system includes a 6-slot MP3-compatible CD changer and AM/FM radio.




Scientifically Engineered 9-speaker System

With 9 speakers in 7 positions, plus strategic use of sound-blocking and vibration-absorbing devices, OUTLANDER's interior becomes a high-quality sound-reproduction system. A 25cm dual-voice-coil subwoofer fitted to a 20-liter sealed cabinet produces booming bass response. The well-engineered setup enables unprecedented sound fidelity in a car audio system.



Rear Seat Entertainment

Rear passengers can now enjoy their favorite movies on long trips with the ceiling-mounted 9-inch widescreen display and DVD player. The large monitor is easy to see and is fitted with a DVD drive to enable enjoyment of a variety of media, including video and audio tracks. Input jacks (video adapters) enable connection of a portable video player, video game machines and the like. The system includes one set of infrared headphones, so a rear-seat occupant can enjoy music other than what is playing in front.



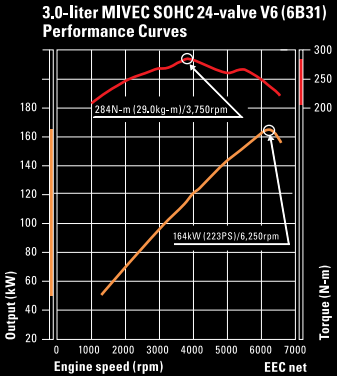
MIVEC

MIVEC (Mitsubishi Innovative Valve timing Electronic Control System) Engine Technology

This exclusive environmentally-conscious technology from Mitsubishi provides exceptional fuel economy as well as significantly reduced emissions, without ever sacrificing sporty performance. By varying the valve timing for high and low rev ranges, MIVEC provides an optimized balance of torque and power for all driving conditions.

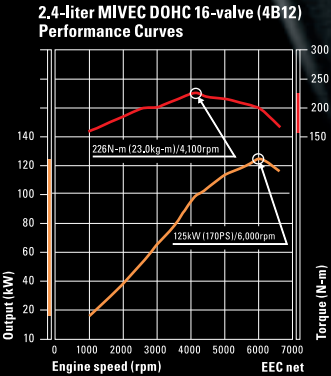
3.0-liter V6 MIVEC

OUTLANDER's all-aluminum 3.0-liter V6 MIVEC engine's multiple cam-lobe system adjusts intake-valve timing to engine speed, delivering the power to take you just about anywhere, while treading lightly on the environment as you go.



2.4-liter MIVEC

The compact 2.4-liter MIVEC engine alters the intake-valve timing to optimize engine output across a wider rpm range, producing high torque at low rpm's and satisfying top-end power for highway cruising confidence.



INVECS

INVECS-II 6AT and INVECS-III CVT with 6-step Sports Mode

The 3.0-liter V6 is teamed with INVECS-II 6-speed automatic, and the 2.4-liter engine with an INVECS-III CVT, both transmissions featuring Sports Mode, and both ideally tuned to deliver effortless acceleration from any speed. INVECS monitors road and driving conditions, as well as driving style, to create a smart profile that automatically anticipates the driver's every move. Sports Mode offers all the sporty control of manual shifting without the hassle of a clutch.

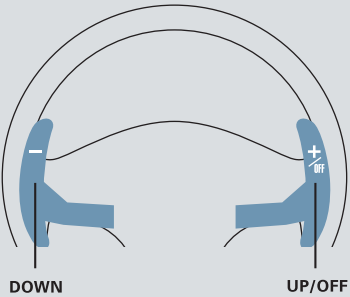

Manual Shifting

For old-school drivers who insist on the classic feel of a manual transmission, OUTLANDER compromises nothing. OUTLANDER has an optimized 5-speed manual transmission for producing the best gear ratio to enhance its performance in driving as well as in fuel economy. With the 5MT, you'll find the exhilarating sporty shift feel.



Paddle Shifters for Sporty Driving Fun

Mounted in close proximity to the steering wheel, magnesium paddle shifters enhance sporty driving while ensuring that both hands stay safely on the wheel. Normally, up- and down-shifting requires use of Sports Mode's "+" and "-" settings; using the paddle shifters while in "D" range enables quicker, easier gear changes. Pulling the up-shift lever for more than two seconds returns the transmission to fully automatic mode. For added convenience, the current gear position is clearly displayed on the multi-information display.



AWC

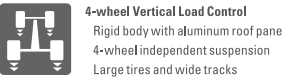
All Wheel Control



Equipment may vary according to market.

AWC (All Wheel Control)

More than a technology, All Wheel Control is our guiding philosophy. Incorporating an array of innovative systems into an integrated performance and control network, AWC delivers precise traction, power and slip control for each wheel independently to ensure complete driver control even in extreme handling conditions.



4-wheel Vertical Load Control
Rigid body with aluminum roof panel
4-wheel independent suspension
Large tires and wide tracks



4-wheel Power Split Control
Electronically controlled 4WD
Active Stability Control (ASC)

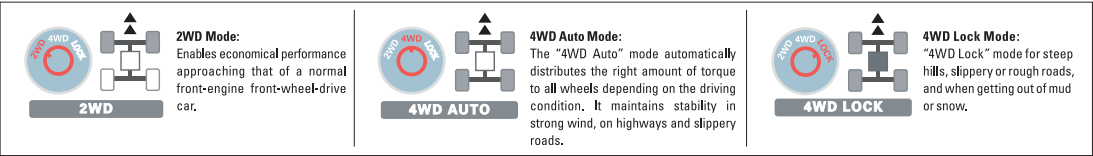


4-wheel Slip Control
ABS with EBD
Active Stability Control (ASC)

Active Safety

Electronically Controlled 4WD

Using one centrally located dial, the system permits freely switching between 3 drive modes depending on driving condition or environment. Easily accessible on the floor console, the drive-mode selector dial can quickly change the OUTLANDER's drive mode from fuel-efficient 2WD, to 4WD Lock Mode for mastering even demanding off-road or weather conditions.



Drive-mode selector dial

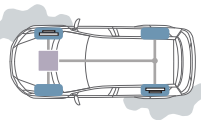
Active Stability Control (ASC)

Stability Control Function

Utilizing onboard sensors to compare driver operation with actual vehicle direction, the ASC system instantly identifies lateral rear-wheel slippage, lateral front-wheel slippage and the like, comprehensively controlling all four wheels' brakes and governing engine output to help stabilize vehicle control.

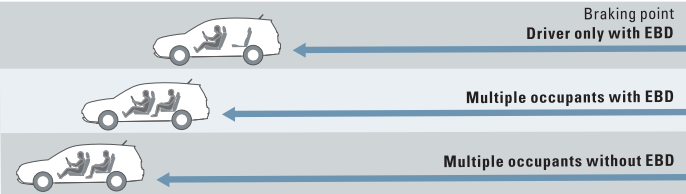
Lateral rear-wheel slippage
Braking force is applied to the outer front wheel to prevent spin-out and increase vehicle control.

Lateral front-wheel slippage
Braking force is applied to the inner rear wheel to prevent front-end drift and increase vehicle control.



Operation with one front- and one rear-wheel slip

Traction Control Function
Sensors instantly detect and brake any slipping wheel, preventing torque loss for smooth starts and sure, linear acceleration.



ABS with EBD

During hard braking and on slippery roads, the ABS (Anti-lock Braking System) helps prevent wheel lock and maintain steering control. Regardless of passenger number, luggage load, or road conditions, EBD (Electronic Brake-force Distribution) evenly distributes braking force to the rear wheels, adding to overall safety.

4-wheel Disc Brakes

All models are equipped with front 16-inch ventilated disc and rear 16-inch drum-in-disc brakes. The addition of a brake booster ensures the overall system delivers positive, linear, fade-resistant braking in all driving conditions.



Passive Safety

More Advanced RISE All-direction Collision Safety Body

RISE (Reinforced Impact Safety Evolution) body design is based on the concepts of regression and structural integrity: crush zones progressively crumple to absorb impact energy, and key structural areas direct energy away from the cabin, itself solidly reinforced against deformation. The result is improved collision safety for all occupants regardless of impact direction.



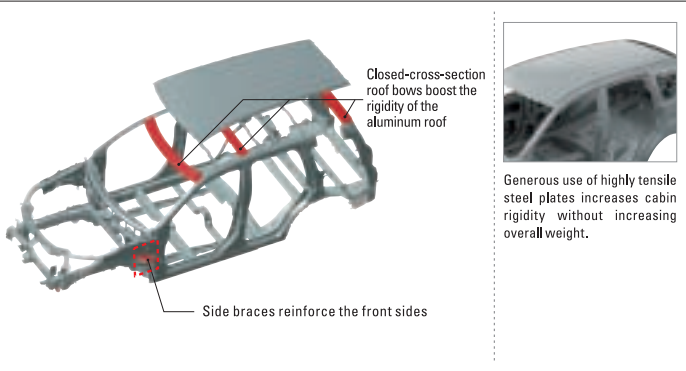
6-airbag System

Dual-stage SRS front airbags for the driver and front passenger are standard. Deployment force based on impact magnitude helps protect occupants against airbag injury. Side airbags help mitigate arm and torso injuries of front occupants, while curtain airbags lessen head injuries of front and 2nd-row occupants in side collisions.



Rigid Body with Lightweight Aluminum Roof Panel

Reinforcements to the front and rear of the already rigid body structure are ideally positioned to enhance the solidly stable handling. Design optimization of exterior elements, plus ideal use of sound insulators and other measures help ensure that the interior is a quiet, comfortable place to be. Perfected on Lancer Evolution, aluminum roof panels are lighter than similar steel plates, adding to the sedan-like ride stability.





Cosmic Blue Mica [D14]
Equipment may vary according to market.



GLS

ENGINE / TRANSMISSION

- 3.0-liter V6 MIVEC engine
INVECS-II 6-speed automatic transmission with Sports Mode
Electronically controlled 4WD
- 2.4-liter MIVEC engine
INVECS-III CVT with 6-step Sports Mode
Electronically controlled 4WD

EXTERIOR (in addition to GLX)

- Front fog lamps with chrome bezels
- 215/70R16 tires with 16-inch light alloy wheels
- Silver outer door handles
- Chrome exhaust finisher (standard for 3.0-liter)



Cool Silver Metallic [A31]
Equipment may vary according to market.



GLX

ENGINE / TRANSMISSION

- 3.0-liter MIVEC engine
INVECS-II 6-speed automatic transmission with Sports Mode
Electronically controlled 4WD
- 2.4-liter MIVEC Engine
INVECS-III CVT with 6-step Sports Mode
Electronically controlled 4WD
2WD
- 2.4-liter MIVEC engine
5-speed manual transmission
2WD

EXTERIOR

- Integrated black front skid plate
- Halogen headlamps with manual headlamp leveling device
- 215/70R16 tires with 16-inch full wheel covers
- Color-keyed power door mirrors
- Rear spoiler with high-mount stop lamp



GLS

INTERIOR (in addition to GLX)

- Magnesium paddle shifters (standard for 3.0-liter)
- 3-spoke leather-wrapped steering wheel
- Leather-wrapped gearshift knob
- Stitched leatherette upper instrument panel and door trims
- Material black floor console with silver trim
- Silver gearshift panel
- Silver door accent panels
- Chrome inner door handles
- Tonneau cover



OPTIONAL INTERIOR for GLS / Stitched leatherette seats



GLX

INTERIOR

- Driver's and front passenger's front SRS airbags (dual-stage)
- 3-spoke urethane steering wheel
- Urethane gearshift knob
- Silver air outlet panels
- Drive-mode selector dial on floor console (4WD only)
- Multi-information display



STANDARD AND OPTIONAL EQUIPMENT

| Model | Drive system Price class Engine Transmission | | 4WD | | | | 2WD | | |
|---|--|--|-------------------------------------|-------------|----------------|-------------|-----|---|---|
| | | | GLS | | GLX | | | | |
| | | | 3.0L V6 6AT | 2.4L CVT | 3.0L V6 6AT | 2.4L CVT | | | |
| Performance | Engines | 3.0-liter 24-valve V6 SOHC MIVEC ECI-MULTI engine (6B31) 2.4-liter 16-valve DOHC MIVEC ECI-MULTI engine (4B12) | ■ | — | ■ | — | ■ | | |
| | Transmissions | 5-speed manual transmission (5MT models only) | — | ■ | — | — | ■ | | |
| | | INVECS-III CVT (Continuously Variable Transmission) with 6-step Sports Mode (CVT models only) | — | ■ | — | — | ■ | | |
| | | INVECS-II 6-speed automatic transmission with Sports Mode Magnesium paddle shifters (6AT and CVT models only) | ■ | — | ■ | — | — | | |
| | Electronically controlled 4WD | | ■ | ■ | ■ | ■ | — | | |
| | Tires and wheels | 215/70R16 tires with 16-inch light alloy wheels | ■ | ■ | ■ | ■ | GLX | | |
| | | 215/70R16 tires with 16-inch full wheel covers | — | — | ■*1 | ■*1 | — | | |
| | | 225/55R18 tires with 18-inch light alloy wheels | — | — | ■*2 | ■*2 | — | | |
| P225/55R18 tires with 18-inch light alloy wheels | | □ | □ | ■*3 | ■*3 | □ | | | |
| Safety | Active Stability Control (ASC) | | □ | □ | ■*3 | ■*3 | □ | | |
| | ABS (Anti-lock Braking System) with EBD (Electronic Brake-force Distribution) | | ■ | ■ | ■ | ■ | ■ | | |
| | Hill start assist system | | ■*4 | ■*4 | — | ■*4 | — | | |
| | Brake Override System | | ■ | ■ | ■ | ■ | GLX | | |
| | SRS airbags | Driver's and front passenger's front SRS airbags (dual-stage) | ■ | ■ | ■ | ■ | ■ | | |
| | | Front seat side and curtain SRS airbags / Retractable assist grip x 4 | □ | □ | □ | □ | □ | | |
| | Seatbelts | Front 3-point ELR seatbelt with pretensioner and force-limiter x 2 (double pretensioner for driver's seat) | ■ | ■ | ■ | ■ | ■ | | |
| | | Height-adjustable front seatbelt anchors | ■ | ■ | ■ | ■ | ■ | | |
| | | Rear 3-point ELR/ALR seatbelt x 2 and 3-point center ELR seatbelt x 1 | ■ | ■ | ■ | ■ | ■ | | |
| | Front and rear side door impact bars | | ■ | ■ | ■ | ■ | ■ | | |
| | Child-protection rear door locks | | ■ | ■ | ■ | ■ | ■ | | |
| | High-mount stop lamp | | ■ | ■ | ■ | ■ | ■ | | |
| | Rear sensors | | □ | □ | □ | □ | □ | | |
| | Engine immobilizer / Security alarm | | ■ | ■ | ■ | ■ | ■ | | |
| | Premium security alarm system | | □ | □ | □ | □ | □ | | |
| Exterior | Headlamps | Halogen headlamps with manual headlamp leveling device | 📷 01 | ■ | ■ | ■ | ■ | ■ | |
| | | Discharge headlamps with chrome extensions and automatic headlamp leveling device | 📷 02 | □ | □ | ■*2 | □ | □ | |
| | Headlamp washers | | | ■ | ■ | □ | □ | □ | |
| | Front fog lamps with chrome bezels | | | ■ | ■ | □ | □ | □ | |
| | Integrated black front skid plate | | 📷 03 | ■ | ■ | ■ | ■ | ■ | |
| | Front grill with chrome accent / Silver front skid plate | | | □ | □ | ■*1 | □*1 | ■ | |
| | Rear spoiler with high-mount stop lamp | | | ■ | ■ | ■ | ■ | ■ | |
| | Windows | Laminated green windshield glass / Tempered green front and rear door glass, rear quarter glass and rear window glass / Rear window defogger | | ■ | ■ | ■ | ■ | ■ | |
| | | Privacy glass (rear doors, rear quarter and tailgate windows) | | □ | □ | □ | □ | □ | |
| | | Variable intermittent windshield wipers and washers / Rear intermittent wiper and washer | | ■ | ■ | ■ | ■ | ■ | |
| | Auto rain-sensing variable intermittent windshield wipers and intelligent washer / Auto lighting control | | | ■ | ■ | □ | □ | ■ | |
| | Color-keyed power door mirrors / Black door sashes | | | ■*5 | ■*5 | ■ | ■ | ■ | |
| | Color-keyed power door mirrors with side turn lamps / Black door sashes | | 📷 04 | ■*8 | □*8 | □ | □ | ■ | |
| | Color-keyed power door mirrors with defoggers | | | ■ | □ | ■*2 | □*2 | □ | |
| | Black outer door handles | | | — | — | ■ | ■ | ■ | |
| | Silver outer door handles | | | ■ | ■ | □ | □ | □ | |
| | Chrome outer door handles | | | □ | □ | □ | □ | □ | |
| | Rear mud guards | | | □ | □ | □ | □ | □ | |
| | Black roof rails | | | ■ | □ | ■ | ■ | ■ | |
| | Electronically controlled tailgate handle | | | ■ | ■ | ■ | ■ | ■ | |
| | Dual-pipe chrome exhaust finisher | | 📷 05 | ■ | — | □ | — | — | |
| | Single-pipe chrome exhaust finisher | | | — | □ | — | □ | □ | |
| | Cockpit | 3-spoke leather-wrapped steering wheel / Leather-wrapped gearshift knob | | | ■ | ■ | □ | □ | □ |
| | | 3-spoke leather-wrapped steering wheel with audio controls | | | □ | □ | □ | □ | ■ |
| | | Power steering / Tilt-adjustable steering column | | | ■ | ■ | ■ | ■ | ■ |
| | | Cruise control | | | ■ | □ | □ | ■ | ■ |
| | | Drive-mode selector dial on floor console | | | ■ | ■ | ■ | ■ | — |
| Back-lit meters and gauges with tachometer, multi-information display and rheostat | | 📷 06 | ■ | ■ | ■ | ■ | ■ | | |
| High-contrast back-lit meters and gauges with tachometer, large color liquid crystal multi-information display and rheostat | | 📷 07 | □ | □ | □ | □*7 | □*6 | | |
| Seats | Illuminated ignition key cylinder (not available with keyless operation system) | | | ■ | ■ | ■ | ■ | ■ | |
| | Leather seats / Front seat heaters / Driver's power seat | | | □ | □ | □*1 | □*1 | — | |
| | Leather seats / Driver's power seat / Driver's seatback pocket | | | □ | □ | □*1 | □*1 | — | |
| | Stitched leatherette seats | | | □ | □ | — | — | — | |
| | Front seats | Manual sliding and reclining adjusters / Driver's seat manual height adjuster/Height-adjustable headrest x 2 | | ■ | ■ | ■ | ■ | ■ | |
| Interior | Rear seats | 60:40 split seats / Center armrest with cup holders / Height-adjustable headrest x 3 / Reclining adjusters / Manual folding and tumbling function Sliding adjusters / One-touch folding and tumbling function | | ■ | ■ | □*1 | □*1 | — | |
| | Material black floor console with silver trim / Silver door accent panels / Chrome inner door handles | | | ■ | ■ | ■ | ■ | — | |
| | Stitched leatherette upper instrument panel and door trims / Air outlet panels with chrome accent knobs | | 📷 08 | ■ | ■ | □*1 | □*1 | — | |
| | Silver accent panels (instrument panel air outlet panels and meter bezel) | | | ■ | ■ | ■ | ■ | ■ | |
| | Silver gearshift panel | | | ■ | ■ | ■*1 | ■*1 | — | |
| | Center display (digital clock and audio information) | | | □ | □ | □ | □ | □ | |
| | Driver's side cup holder / Driver's side coin box | | | ■ | ■ | ■ | ■ | ■ | |
| | Lower center console pocket | | | ■ | ■ | ■ | ■ | ■ | |
| | Upper glove box / Lockable and illuminated glove box | | | ■ | ■ | ■ | ■ | ■ | |
| | Front cup holders on floor console | | | ■ | ■ | ■ | ■ | ■ | |
| | Large floor console box with slide-adjustable center armrest | | | ■ | ■ | □*1 | □*1 | — | |
| | Floor console box with center armrest | | | — | — | ■ | ■ | ■ | |
| | Front and rear door pockets with bottle holders | | | ■ | ■ | ■ | ■ | ■ | |
| | Accessory socket on instrument panel / Accessory socket on floor console | | | ■ | ■ | ■ | ■ | ■ | |
| | Cigarette lighter | | | □ | □ | □ | □ | □ | |
| | Removable cup-type ashtray | | | □ | □ | □ | □ | □ | |
| | Fuel lid opener | | | ■ | ■ | ■ | ■ | ■ | |
| | Vanity mirrors with lamp, lid and ticket holder for sunvisors | | | ■ | ■ | ■ | ■ | ■ | |
| | Electronic chromic rearview mirror with rearview monitor | | 📷 09 | □ | □ | □ | □ | □ | |
| | Comfort and Convenience | Ventilation | Manually controlled air conditioner | | ■ | ■ | ■ | ■ | ■ |
| Fully automatic air conditioner with chrome accents | | | 📷 10 | □ | □ | □*1 | □*1 | — | |
| Fully automatic air conditioner with silver accents | | | | — | — | □*2 | □*2 | □ | |
| Air filter | | | ■ | ■ | ■ | ■ | ■ | | |
| Central door locking system / Keyless entry system | | | ■ | ■ | ■ | ■ | ■ | | |
| Keyless operation system | | | □ | □ | □ | □ | □ | | |
| Power windows | | | ■ | ■ | ■ | ■ | ■ | | |
| Power sliding sunroof | | 📷 11 | ■ | □ | □ | □ | □ | | |
| 6 speakers (4 speakers and 2 tweeters) | | | ■ | ■ | □*1 | □*1 | — | | |
| 4 speakers | | | — | — | ■ | ■ | ■ | | |
| Rockford Fosgate® 710W premium sound system with AM/FM radio, 6-CD player, center display (digital clock and audio information) and 9 speakers (4 speakers, 4 tweeters and 1 subwoofer) | | | □ | □ | □ | □ | □ | | |
| AM/FM radio, 6-CD player and center display (digital clock and audio information) | | | □ | □ | □ | □ | □ | | |
| AM/FM radio, CD player and center display (digital clock and audio information) | | | □ | □ | □ | □ | □ | | |
| AM/FM radio and cassette player | | | □ | □ | □ | □ | □ | | |
| Rear entertainment system (9-inch display and DVD player with 1 infrared headphones and video jack) | | | □ | □ | □ | □ | □ | | |
| Package Options | | Auxiliary audio jack | | | □ | □ | □ | □ | □ |
| | | USB port | | | □ | □ | □ | □ | □ |
| | Roof antenna | | | ■ | ■ | ■ | ■ | ■ | |
| | GLS Package: 16-inch light alloy wheels / Front fog lamps / Silver outer door handles / 3-spoke leather-wrapped steering wheel / Leather-wrapped gearshift knob / Suede-like knit with mesh fabric seats / Rear seats with sliding adjusters / Rear seats with one-touch folding and tumbling function / Material black floor console with silver trim / Silver door accent panels / Chrome inner door handles / Large floor console box with slide-adjustable center armrest / Tonneau cover / 6 speakers (4 speakers and 2 tweeters) | | | ■ | ■ | □*1 | □*1 | — | |
| | Chrome Package: Front grill with chrome accent / Silver front skid plate / Chrome belt-line moldings / Chrome side sill moldings / Chrome tailgate garnish | | 📷 12 📷 13 | □ | □ | □*1 | □*1 | — | |

■: Standard □: Optional —: Not available *1: Available for RHD models only *2: Available for LHD models only *3: Standard for RHD model only, Optional for LHD model *4: CWSWXTSHZL, CWSWXTHHZL and CWSWXLHYZL models only *5: Excluding Euro 3 models *6: 5MT models only *7: Euro 2 models only *8: Standard for Euro 3 models Note: Some of the equipment may vary in appearance or availability according to market. Please consult your local Mitsubishi dealer/distributor for more detailed information.

EXTERIOR COLORS



White Pearl [W13]



Medium Purplish Gray Mica [A39]



Cosmic Blue Mica [D14]



Black Mica [X42]



Cool Silver Metallic [A31]



Red Metallic [P26]



White Solid [W37]

SEAT MATERIALS AND COLORS



Leather (Beige)



Stitched Leatherette (Beige)



Suede-like Knit with Mesh Fabric (Beige)



Knit (Beige)



Leather (Black)



Stitched Leatherette (Black)



Suede-like Knit with Mesh Fabric (Black)



Knit (Black)

EXTERIOR AND INTERIOR COLOR COMBINATIONS

| Model | Seat material and colors | GLS | | | GLX (LHD) | GLX (RHD) | | |
|---------------------------------|--------------------------|----------------------------|--|---|-------------------------------------|----------------------------|---|-------------------------------------|
| | | Leather (Beige / Black) | Stitched Leatherette (Beige / Black) | Suede-like Knit with Mesh Fabric (Beige / Black) | Knit (Beige / Black) | Leather (Beige / Black) | Suede-like Knit with Mesh Fabric (Beige / Black) | Knit (Beige / Black) |
| Exterior colors | | | | | | | | |
| White Pearl [W13] | | <input type="checkbox"/> | <input type="checkbox"/> | <input checked="" type="checkbox"/> | <input checked="" type="checkbox"/> | <input type="checkbox"/> | <input type="checkbox"/> | <input checked="" type="checkbox"/> |
| Medium Purplish Gray Mica [A39] | | <input type="checkbox"/> | <input type="checkbox"/> | <input checked="" type="checkbox"/> | <input checked="" type="checkbox"/> | <input type="checkbox"/> | <input type="checkbox"/> | <input checked="" type="checkbox"/> |
| Cosmic Blue Mica [D14] | | <input type="checkbox"/> | <input type="checkbox"/> | <input checked="" type="checkbox"/> | <input checked="" type="checkbox"/> | <input type="checkbox"/> | <input type="checkbox"/> | <input checked="" type="checkbox"/> |
| Black Mica [X42] | | <input type="checkbox"/> | <input type="checkbox"/> | <input checked="" type="checkbox"/> | <input checked="" type="checkbox"/> | <input type="checkbox"/> | <input type="checkbox"/> | <input checked="" type="checkbox"/> |
| Cool Silver Metallic [A31] | | <input type="checkbox"/> | <input type="checkbox"/> | <input checked="" type="checkbox"/> | <input checked="" type="checkbox"/> | <input type="checkbox"/> | <input type="checkbox"/> | <input checked="" type="checkbox"/> |
| Red Metallic [P26] | | <input type="checkbox"/> | <input type="checkbox"/> | <input checked="" type="checkbox"/> | <input checked="" type="checkbox"/> | <input type="checkbox"/> | <input type="checkbox"/> | <input checked="" type="checkbox"/> |
| White Solid [W37] | | <input type="checkbox"/> | <input type="checkbox"/> | <input checked="" type="checkbox"/> | <input checked="" type="checkbox"/> | <input type="checkbox"/> | <input type="checkbox"/> | <input checked="" type="checkbox"/> |

■: Standard □: Optional
Note: Colors shown may differ slightly from actual colors due to printing process. Please consult your local Mitsubishi dealer/distributor for actual colors.

STANDARD AND OPTIONAL EQUIPMENT



Halogen headlamps with manual headlamp leveling device 📷 01



Discharge headlamps with chrome extensions and automatic headlamp leveling device 📷 02



Front fog lamps with chrome bezels 📷 03



Color-keyed power door mirrors with side turn lamps 📷 04



Dual-pipe chrome exhaust finisher 📷 05



Back-lit meter cluster with multi-information display 📷 06



High-contrast back-lit meters with large color liquid crystal multi-information display 📷 07



Stitched leatherette upper instrument panel / Air outlet panels with chrome accent knobs 📷 08



Electronic chromic rearview mirror with rearview monitor 📷 09



Fully automatic air conditioner with chrome accents 📷 10



Power sliding sunroof 📷 11



Front grill with chrome accent 📷 12



Chrome side sill moldings 📷 13

By constantly examining market needs and swiftly responding to expectations, we strive to create harmony between individuals, society, the Earth and the cars we build. Our commitment is to providing the world with driving pleasure, reassuring safety and environmental responsibility.



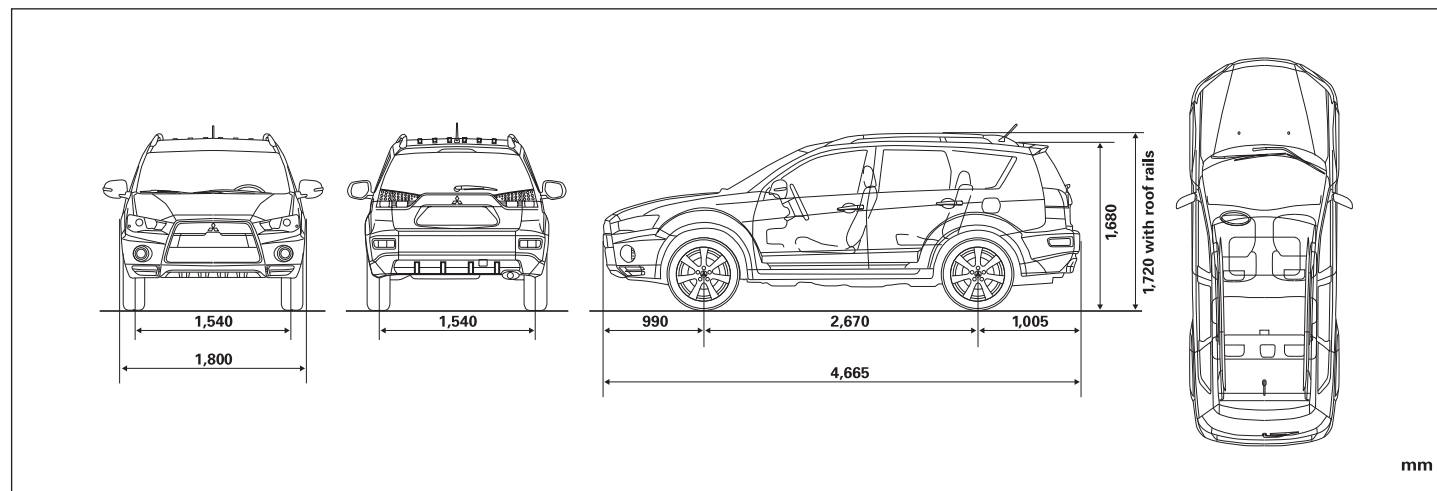
SPECIFICATIONS

| MODEL | Drive system | | 4WD | | | | 2WD | | | |
|------------------------|-----------------------|----------------|---|-------------|------------|---|------------|-----------|----------------|--|
| | Engine | | 3.0 V6 MIVEC | | 2.4 MIVEC | | | | | |
| | Price class | | GLS | GLX | GLS | GLX | | | | |
| | Model code | LHD | EURO 2 | CW6WXLHYZL | - | CW5WXTHHZL | CW5WXTSHZL | CW5WXTSHL | - | |
| | | EURO 3 | CW6WXLHJZL | - | CW5WXTHJZL | - | CW5WXTSJL | CW5WXNSJL | | |
| | RHD | EURO 2 | - | CW6WXL SYZR | - | CW5WXTSHZR | - | - | | |
| DIMENSIONS AND WEIGHTS | Overall length | mm | 4,665 | | | | | | | |
| | Overall width | mm | 1,800 | | | | | | | |
| | Overall height | mm | 1,680 (1,720 with roof rails) | | | | | | | |
| | Wheelbase | mm | 2,670 | | | | | | | |
| | Ground clearance | mm | 215 | | | | | | | |
| | Curb weight | kg | 1,620 | | | 1,565 | | 1,500 | 1,470 | |
| | Gross vehicle weight | kg | 2,140 | | | | | 2,070 | | |
| | Seating capacity | persons | | | | 5 | | | | |
| PERFORMANCE | Max. speed* | km/h | 200 | | | 190 | | | | |
| | Min. turning radius | m | | | | 5.3 | | | | |
| ENGINE | Type (code) | | 3.0-liter 24-valve V6 SOHC MIVEC (6B31) | | | 2.4-liter 16-valve inline-4 DOHC MIVEC (4B12) | | | | |
| | Displacement | cc | 2,998 | | | 2,360 | | | | |
| | Max. output (EEC net) | kW (PS)/rpm | 164 (223)/6,250 | | | 125 (170)/6,000 | | | | |
| | Max. torque (EEC net) | N-m (kg-m)/rpm | 284 (29.0)/3,750 | | | 226 (23.0)/4,100 | | | | |
| | | | | | | | | | | |
| FUEL SYSTEM | Fuel supply equipment | | ECI-MULTI (Electronic Controlled Injection - Multi Point Injection) | | | | | | | |
| | Fuel tank capacity | liters | 60 | | | 63 | | | | |
| DRIVE SYSTEM | Type | | Electronically controlled 4WD | | | | 2WD | | | |
| | | | | | | | | | | |
| TRANSMISSION | Type | | INVECS-II 6-speed automatic with Sports Mode | | | INVECS-III CVT with 6-step Sports Mode | | | 5-speed manual | |
| STEERING | Type | | Rack-and-pinion, power assisted | | | | | | | |
| | | | MacPherson strut coil springs with stabilizer bar | | | | | | | |
| SUSPENSION | Front | | Multi-link coil springs with stabilizer bar | | | | | | | |
| | Rear | | 16-inch ventilated discs | | | | | | | |
| BRAKES | Front | | 16-inch drum-in-discs | | | | | | | |
| | Rear | | 215/70R16 | | | | | | | |
| TIRES | Front and rear | | | | | | | | | |

* Measured by Mitsubishi Motors Corporation.

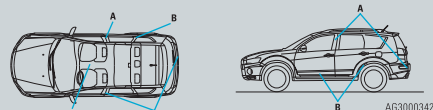
Note: These specifications are subject to change without notice. Please consult your local Mitsubishi dealer/distributor for more detailed specifications.

DIMENSIONAL VIEWS



WARNING

- Individuals who use implantable pacemakers or implantable cardioverter-defibrillators should keep away from the keyless operation system. The electromagnetic waves used in the keyless operation system may affect the operation of implantable pacemakers and implantable cardioverter-defibrillators.
- Individuals using other electro-medical apparatuses should check with the manufacturer of the apparatus to confirm the effect of the electromagnetic waves used by the keyless operation system, as the electromagnetic waves may affect their operations.



A- External Transmitter Antennas B- Internal Transmitter Antennas

The keyless operation system can be modified as stated below. (keyless entry function can be used) For details, contact an authorized Mitsubishi Motors dealer.

- Enabling only the locking and unlocking of the doors and the tailgate
- Enabling only the starting of the engine
- Deactivating the keyless operation system.