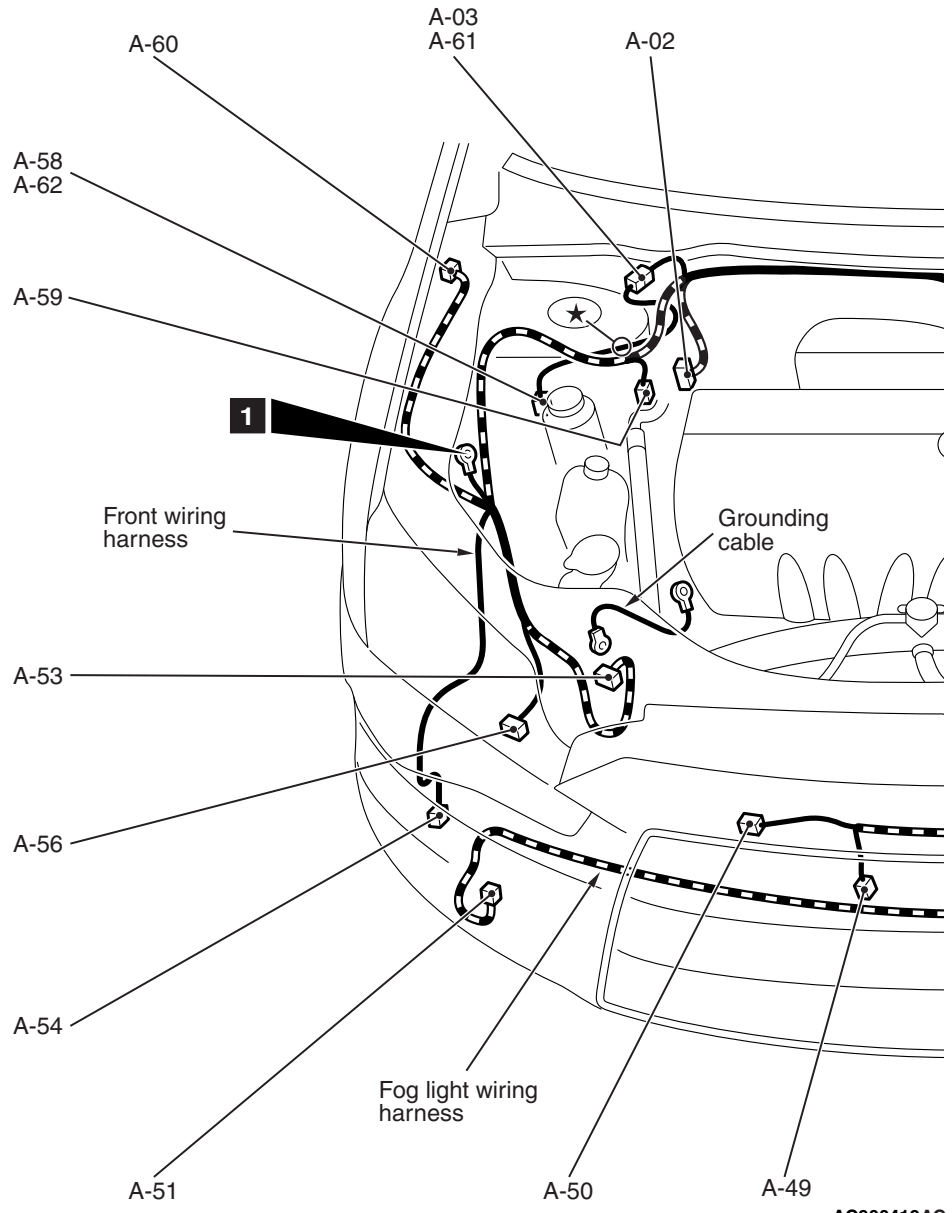
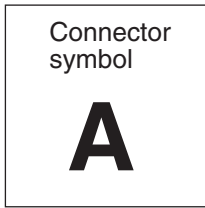


ENGINE COMPARTMENT <2.4L ENGINE>

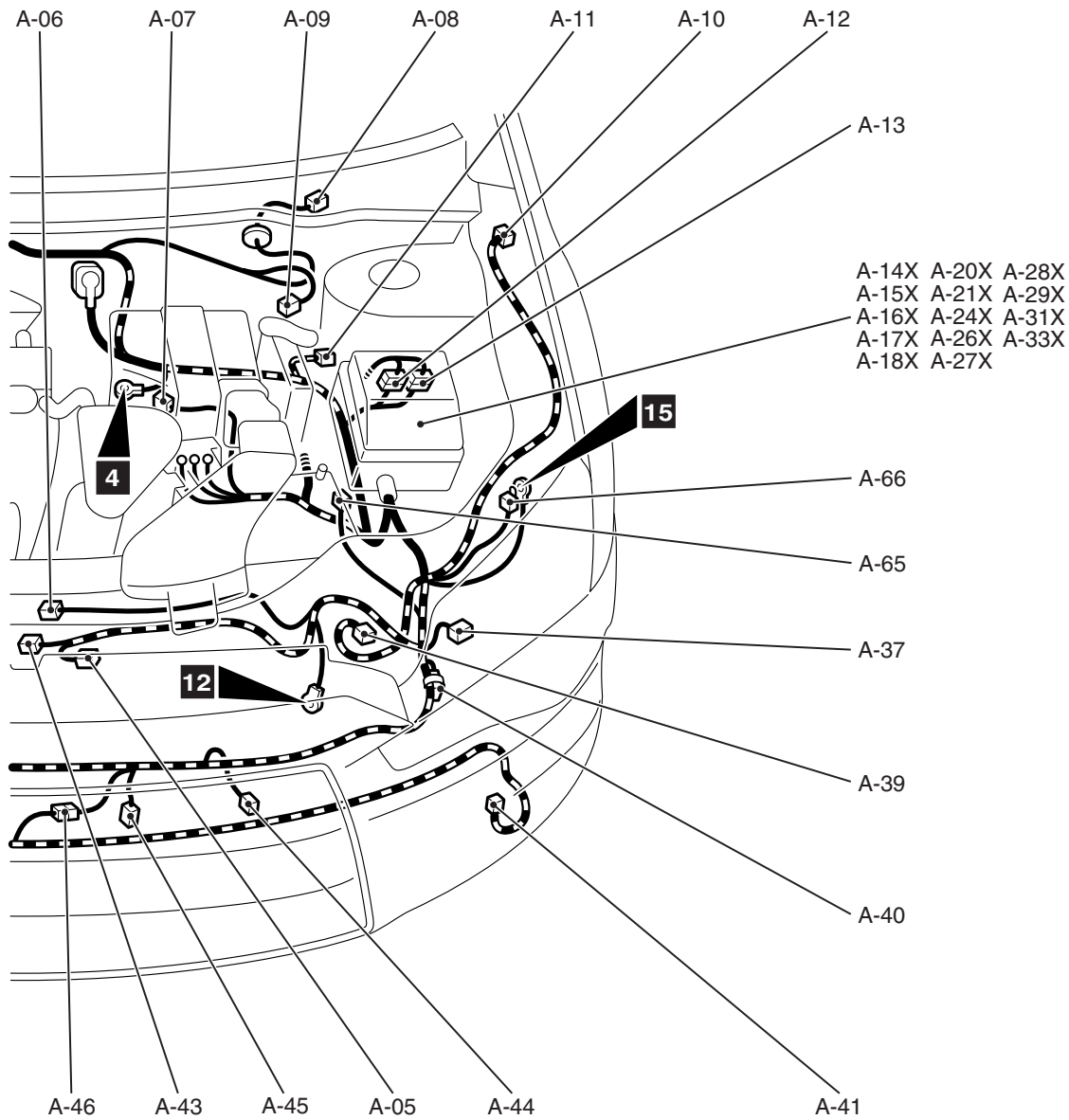
M1801000308084



- Connector color code
- B: Black
 - BR: Brown
 - G: Green
 - GR: Gray
 - L: Blue
 - NONE: Milk white
 - O: Orange
 - R: Red
 - V: Violet
 - Y: Yellow

A-02	(47-B)	ASC-ECU	A-13	(20)	Front wiring harness and control wiring harness combination
A-03	(4-B)	Front wiring harness and theft-alarm horn sub wiring harness combination <Vehicles without theft-alarm sensor>	A-14X	(4)	Fog light relay
A-05	(2-GR)	Radiator fan motor	A-15X	(4)	Horn relay
A-06	(2-B)	Hood latch switch	A-16X	(4)	A/C compressor relay
A-07	(4-GR)	Mass airflow sensor	A-17X	(4)	Theft-alarm horn relay <Vehicles without theft-alarm sensor>
A-08	(5-GR)	Windshield wiper motor	A-18X	(4)	CVT control relay
A-09	(2-B)	Brake fluid level switch	A-20X	(4)	Headlight relay (High)
A-10	(2-B)	Side turn-signal light (LH) <Fender panel type> or no connection <Door mirror type>	A-21X	(4)	Throttle actuator control motor relay
A-11	(2-B)	Front wheel speed sensor (LH)	A-24X	(4)	Injector relay
A-12	(24)	Front wiring harness and control wiring harness combination	A-26X	(4)	Condenser fan relay
			A-27X	(4)	Starter relay
			A-28X	(4)	Headlight relay (Low)

AC900419AC

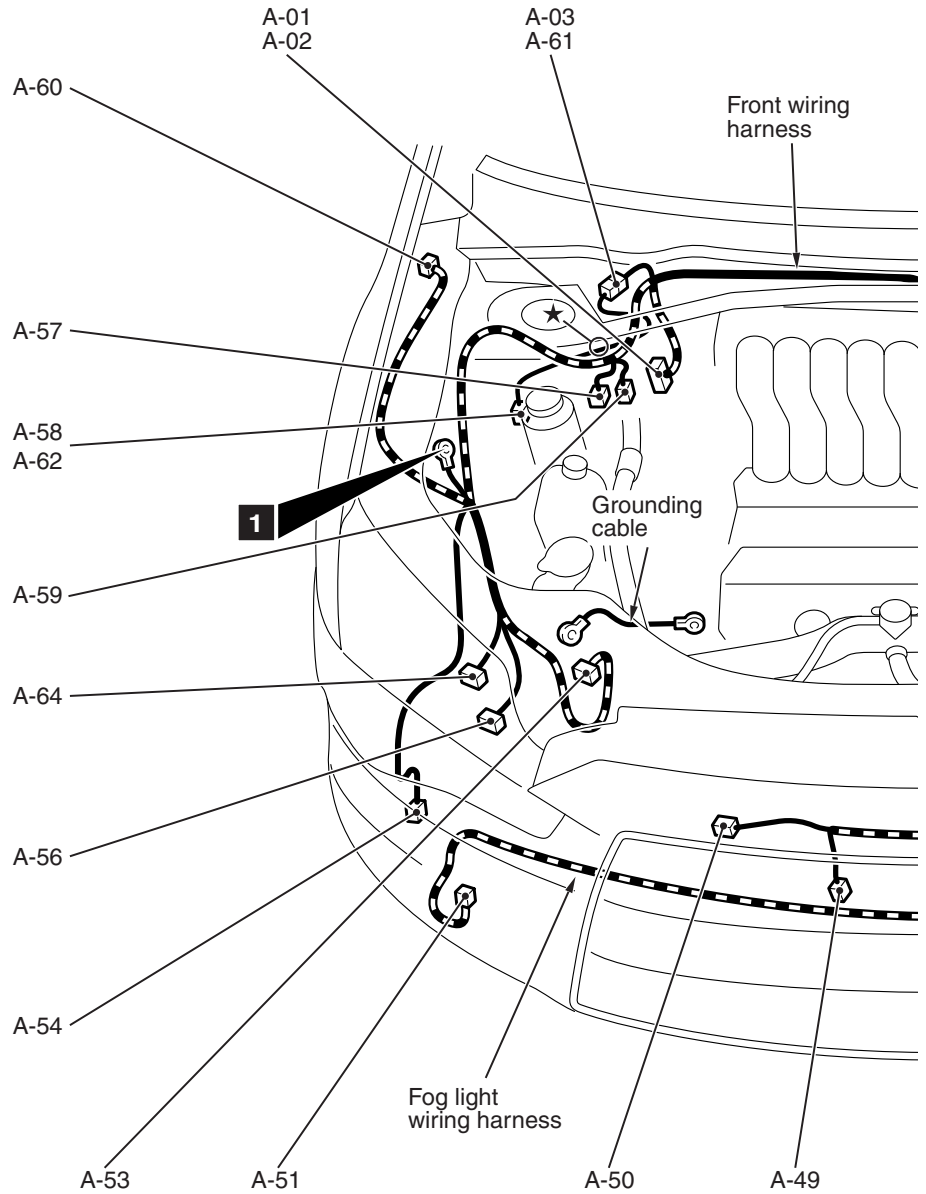
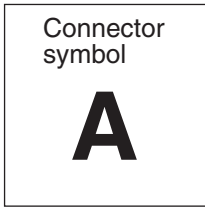


ACA01900AB

A-29X (4)	Radiator fan relay	A-54 (2-B)	Washer motor
A-31X (5)	Fan control relay	A-56 (12-B)	Headlight assembly (RH)
A-33X (4)	MFI relay	A-58 (1-B)	Theft-alarm horn <Vehicles without theft-alarm sensor>
A-37 (12-B)	Headlight assembly (LH)	A-59 (2-B)	Front wheel speed sensor (RH)
A-39 (2-Y)	Front impact sensor (LH)	A-60 (2-B)	Side turn-signal light (RH) <Fender panel type> or no connection <Door mirror type>
A-40 (4-B)	Spare connector (for trailer harness)	A-61 (4-B)	Front wiring harness and theft-alarm siren sub wiring harness combination <Vehicles with theft-alarm sensor>
A-41 (2-B)	Fog light (LH)	A-62 (4-B)	Theft-alarm siren <Vehicles with theft-alarm sensor>
A-43 (2-B)	Condenser fan motor	A-65 (4-GR)	Battery current sensor
A-44 (2-B)	Ambient air temperature sensor	A-66 (6-GR)	Ground (front: LH)
A-45 (1-B)	Horn (Low)		
A-46 (2-B)	Front wiring harness and fog light wiring harness combination		
A-49 (1-B)	Horn (High)		
A-50 (3-B)	A/C pressure sensor		
A-51 (2-B)	Fog light (RH)		
A-53 (2-Y)	Front impact sensor (RH)		

ENGINE COMPARTMENT <3.0L ENGINE>

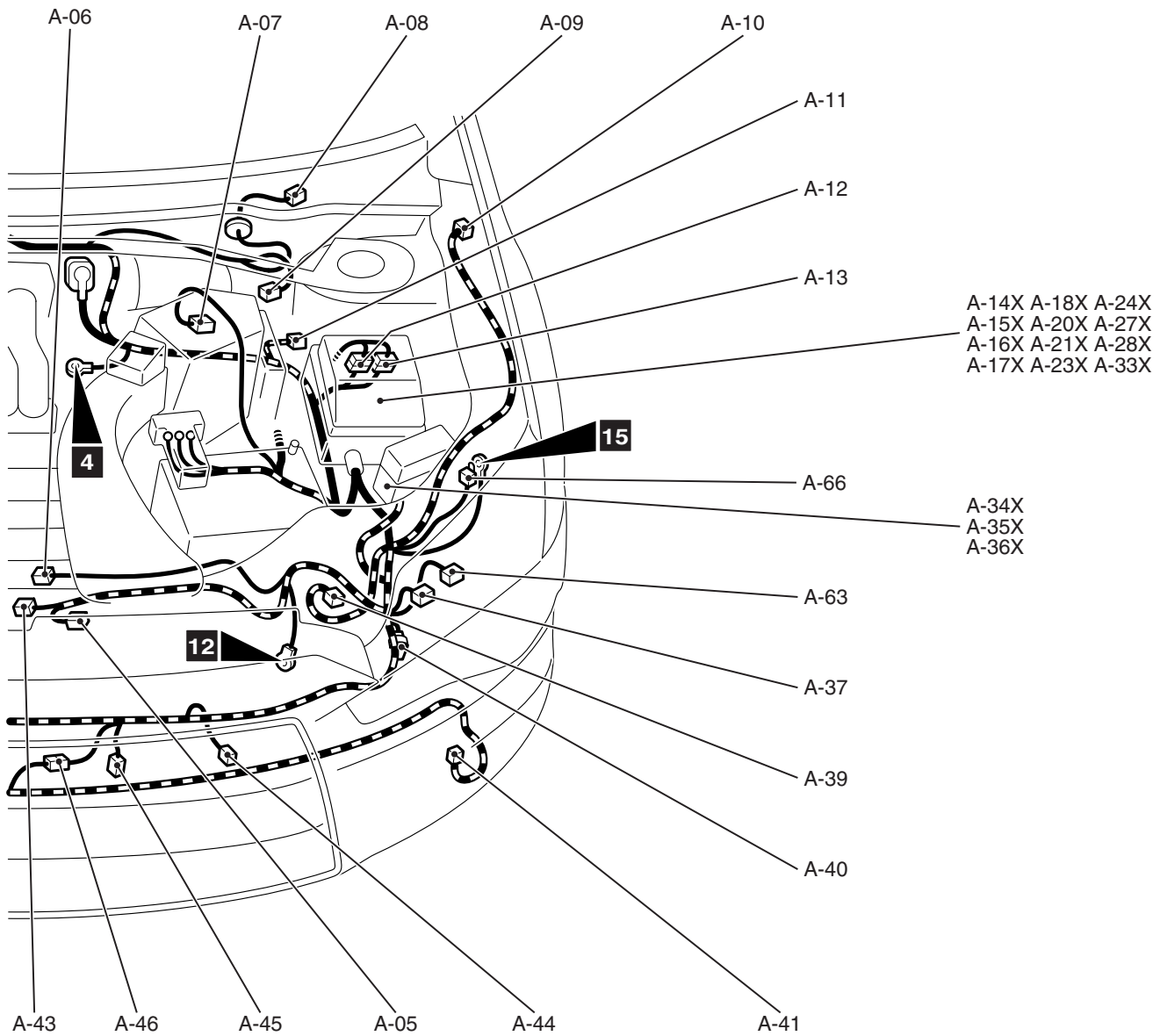
M1801000308095



- Connector color code
- B: Black
 - BR: Brown
 - G: Green
 - GR: Gray
 - L: Blue
 - NONE: Milk white
 - O: Orange
 - R: Red
 - V: Violet
 - Y: Yellow

AC900421AD

A-01	(26-B)	ABS-ECU	A-13	(20)	Front wiring harness and control wiring harness combination
A-02	(47-B)	ASC-ECU	A-14X	(4)	Fog light relay
A-03	(4-B)	Front wiring harness and theft-alarm horn sub wiring harness combination <Vehicles without theft-alarm sensor>	A-15X	(4)	Horn relay
A-05	(2-B)	Radiator fan motor	A-16X	(4)	A/C compressor relay
A-06	(2-B)	Hood latch switch	A-17X	(4)	Theft-alarm horn relay <Vehicles without theft-alarm sensor>
A-07	(4-GR)	Mass airflow sensor	A-18X	(4)	A/T control relay
A-08	(5-GR)	Windshield wiper motor	A-20X	(4)	Headlight relay (High)
A-09	(2-B)	Brake fluid level switch	A-21X	(4)	Throttle actuator control motor relay
A-10	(2-B)	Side turn-signal light (LH) <Fender panel type> or no connection <Door mirror type>	A-23X	(4)	Daytime running light relay <Vehicles with discharge type headlight>
A-11	(2-B)	Front wheel speed sensor (LH)	A-24X	(4)	Injector relay
A-12	(24)	Front wiring harness and control wiring harness combination	A-27X	(4)	Starter relay
			A-28X	(4)	Headlight relay (Low)
			A-33X	(4)	MFI relay
			A-34X	(4)	Radiator fan relay

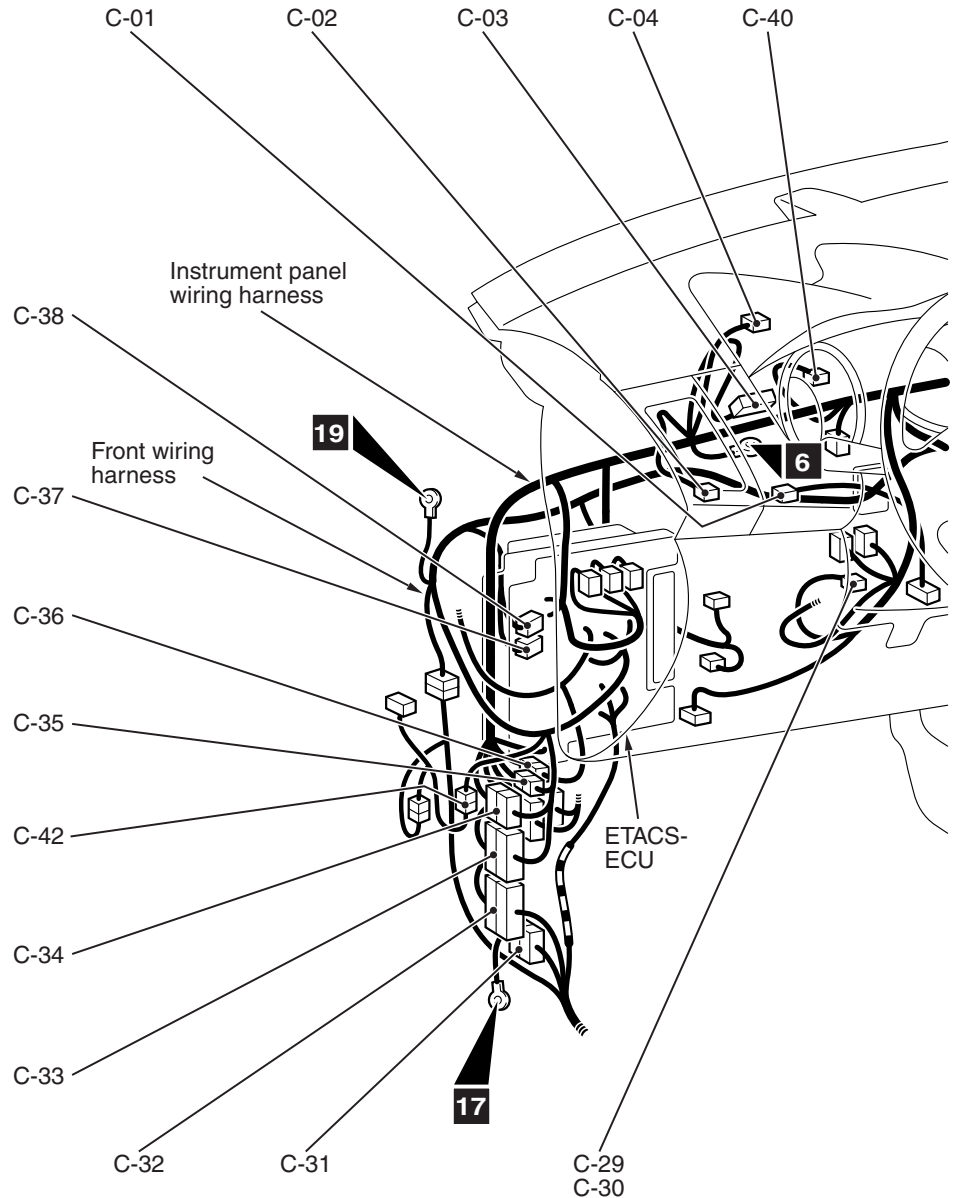
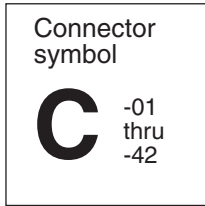


ACA01901AB

A-35X (4)	Condenser fan relay	A-57 (3-GR)	No connection
A-36X (5)	Fan control relay	A-58 (1-B)	Theft-alarm horn <Vehicles without theft-alarm sensor>
A-37 (12-B)	Headlight assembly (LH)	A-59 (2-B)	Front wheel speed sensor (RH)
A-39 (2-Y)	Front impact sensor (LH)	A-60 (2-B)	Side turn-signal light (RH) <Fender panel type> or no connection <Door mirror type>
A-40 (4-B)	Spare connector (for trailer harness)	A-61 (4-B)	Front wiring harness and theft-alarm siren sub wiring harness combination <Vehicles with theft-alarm sensor>
A-41 (2-B)	Fog light (LH)	A-62 (4-B)	Theft-alarm siren <Vehicles with theft-alarm sensor>
A-43 (2-B)	Condenser fan motor	A-63 (6-B)	Headlight assembly (LH) <Vehicles with discharge type headlight>
A-44 (2-B)	Ambient air temperature sensor	A-64 (6-B)	Headlight assembly (RH) <Vehicles with discharge type headlight>
A-45 (1-B)	Horn (Low)	A-66 (6-GR)	Ground (front: LH)
A-46 (2-B)	Front wiring harness and fog light wiring harness combination		
A-49 (1-B)	Horn (High)		
A-50 (3-B)	A/C pressure sensor		
A-51 (2-B)	Fog light (RH)		
A-53 (2-Y)	Front impact sensor (RH)		
A-54 (2-B)	Washer motor		
A-56 (12-B)	Headlight assembly (RH)		

DASH PANEL

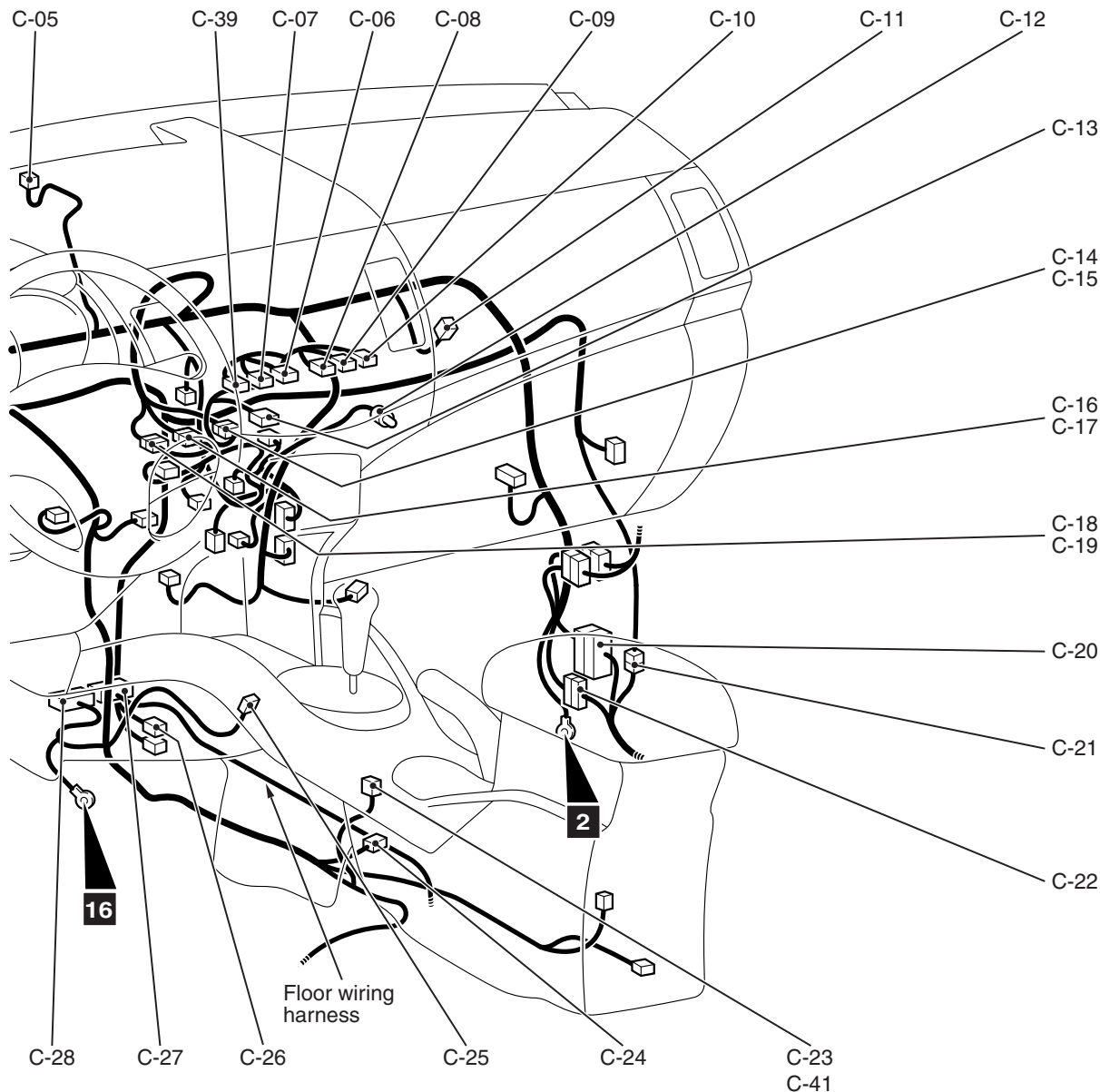
M1801000604340



- Connector color code
- B: Black
 - BR: Brown
 - G: Green
 - GR: Gray
 - L: Blue
 - NONE: Milk white
 - O: Orange
 - R: Red
 - V: Violet
 - Y: Yellow

C-01	(24)	Joint connector (CAN3)	C-15	(18)	Instrument panel wiring harness and navigation harness combination
C-02	(4)	Meter information switch	C-16	(20)	Radio and CD player
C-03	(24)	Combination meter	C-17	(20)	Instrument panel wiring harness and navigation harness combination
C-04	(24)	Joint connector (CAN2)	C-18	(24)	Spare connector (for navigation unit)
C-05	(5)	No connection	C-19	(24)	Instrument panel wiring harness and navigation harness combination
C-06	(7-G)	Multivision display	C-20	(20)	Instrument panel wiring harness and floor wiring harness combination
C-07	(32-GR)	Multivision display	C-21	(4)	Front wiring harness and floor wiring harness combination
C-08	(3-GR)	Multivision display	C-22	(24)	Instrument panel wiring harness and floor wiring harness combination
C-09	(5-GR)	Multivision display	C-23	(5)	Drive mode selector <Electronic controlled AWD>
C-10	(17-GR)	Multivision display			
C-11	(4-Y)	Passenger's (Front) air bag module (squib)			
C-12	(2-B)	Glove box light			
C-13	(10-G)	CAN box unit			
C-14	(18)	Radio and CD player			

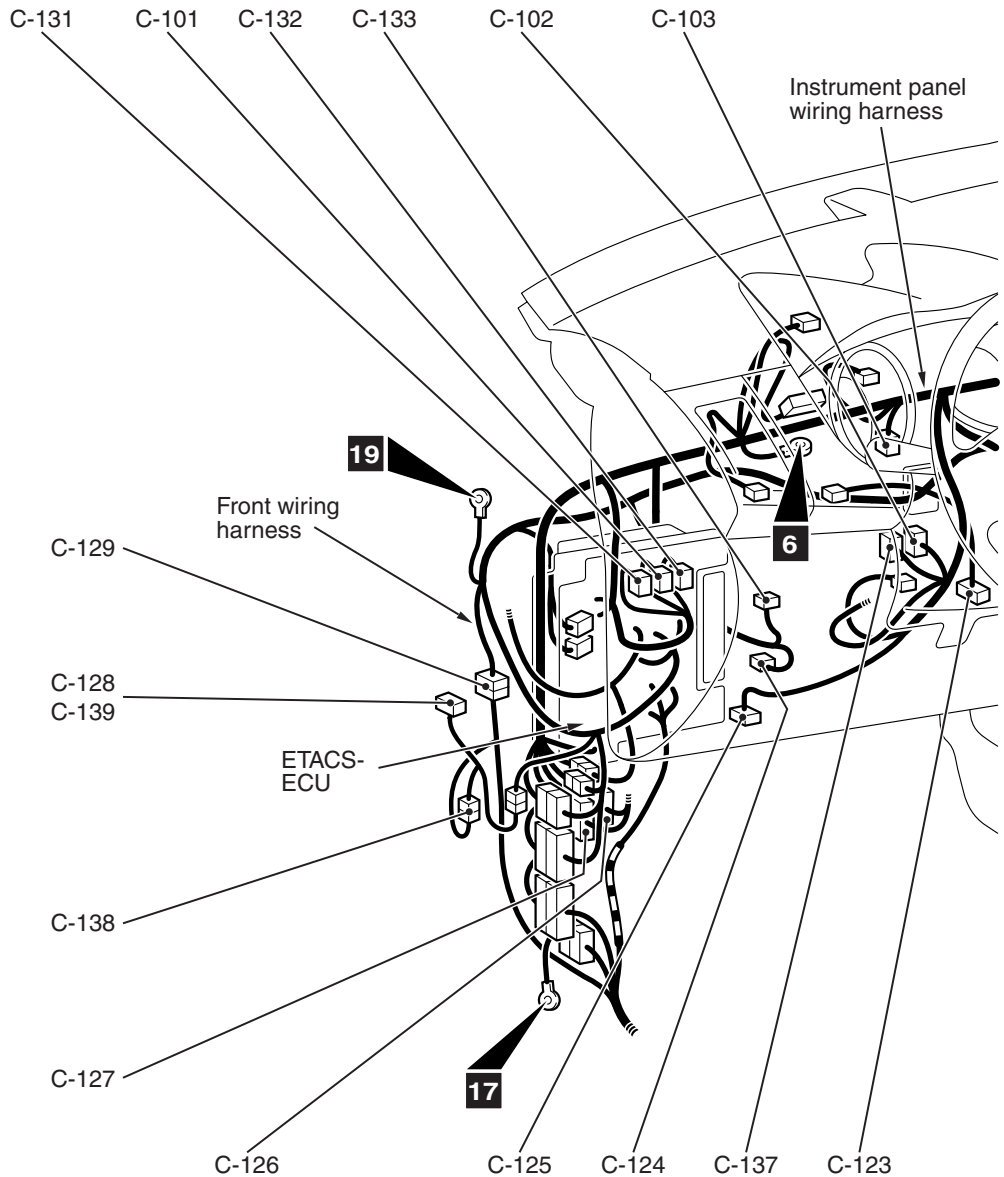
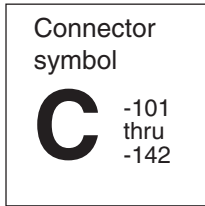
ACA01903AB



ACA01904AB

C-24	(10)	Selector lever assembly	C-34	(16-BR)	Instrument panel wiring harness and front wiring harness combination
C-25	(2)	Accessory socket (Front floor console)	C-35	(2)	Instrument panel wiring harness and front wiring harness combination
C-26	(4-B)	G and yaw rate sensor <Vehicles with ASC>	C-36	(12)	Instrument panel wiring harness and roof wiring harness combination
C-27	(32-Y)	SRS-ECU	C-37	(22)	Transaxle control module
C-28	(24-Y)	SRS-ECU	C-38	(26)	Transaxle control module
C-29	(12)	Wireless control module <Vehicles without KOS>	C-39	(12-GR)	Multivision display
C-30	(12)	Receiver antenna module <Vehicles with KOS>	C-40	(8)	LIN cut off control unit <Vehicles with theft-alarm sensor>
C-31	(24)	Instrument panel wiring harness and floor wiring harness combination	C-41	(5)	S-AWC control mode selector <S-AWC>
C-32	(20)	Instrument panel wiring harness and floor wiring harness combination	C-42	(12)	Front wiring harness and AWD sub wiring harness combination <S-AWC>
C-33	(22)	Instrument panel wiring harness and front wiring harness combination			

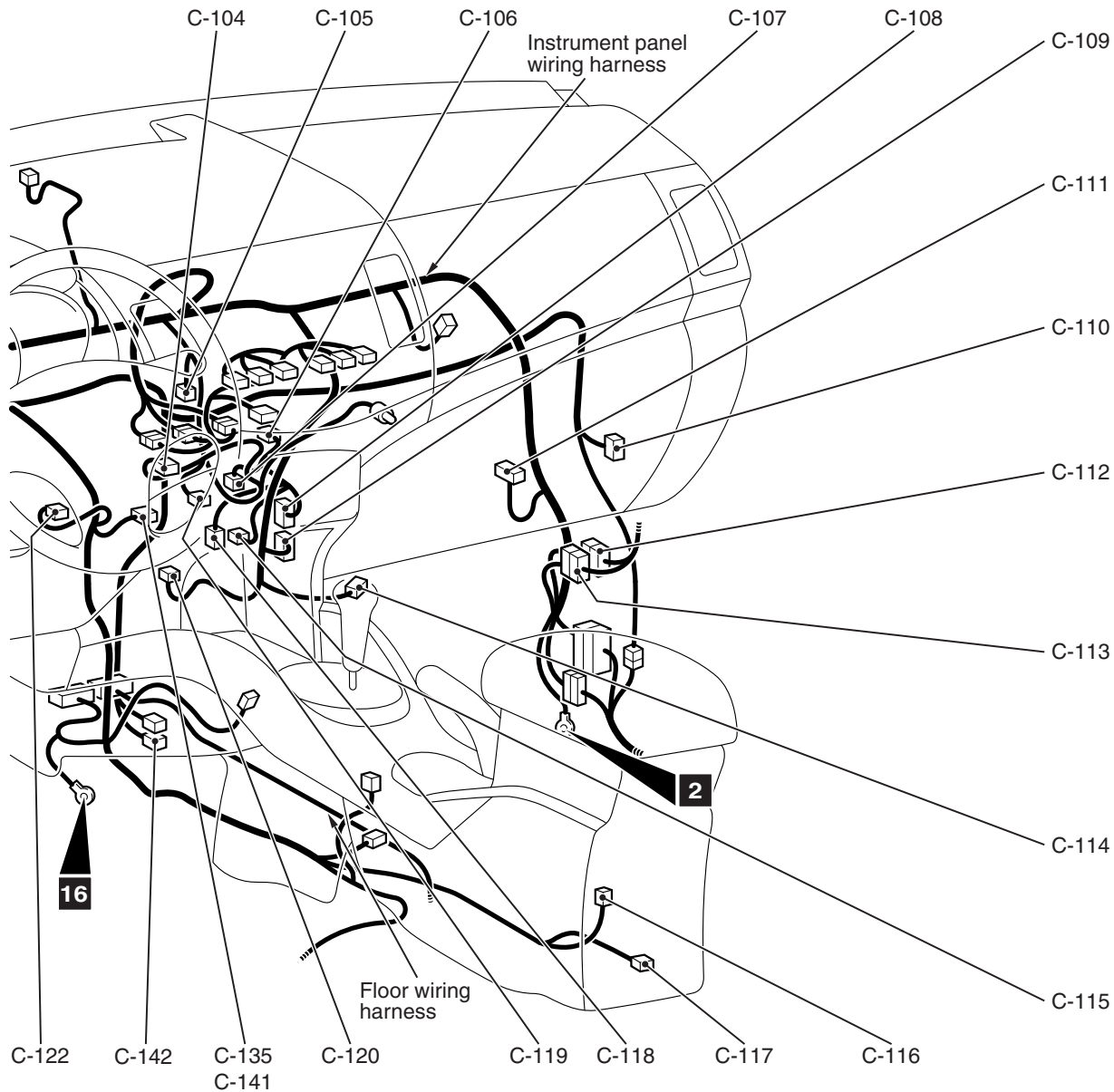
DASH PANEL (CONTINUED)



- Connector color code
- B: Black
 - BR: Brown
 - G: Green
 - GR: Gray
 - L: Blue
 - NONE: Milk white
 - O: Orange
 - R: Red
 - V: Violet
 - Y: Yellow

ACA01903AC

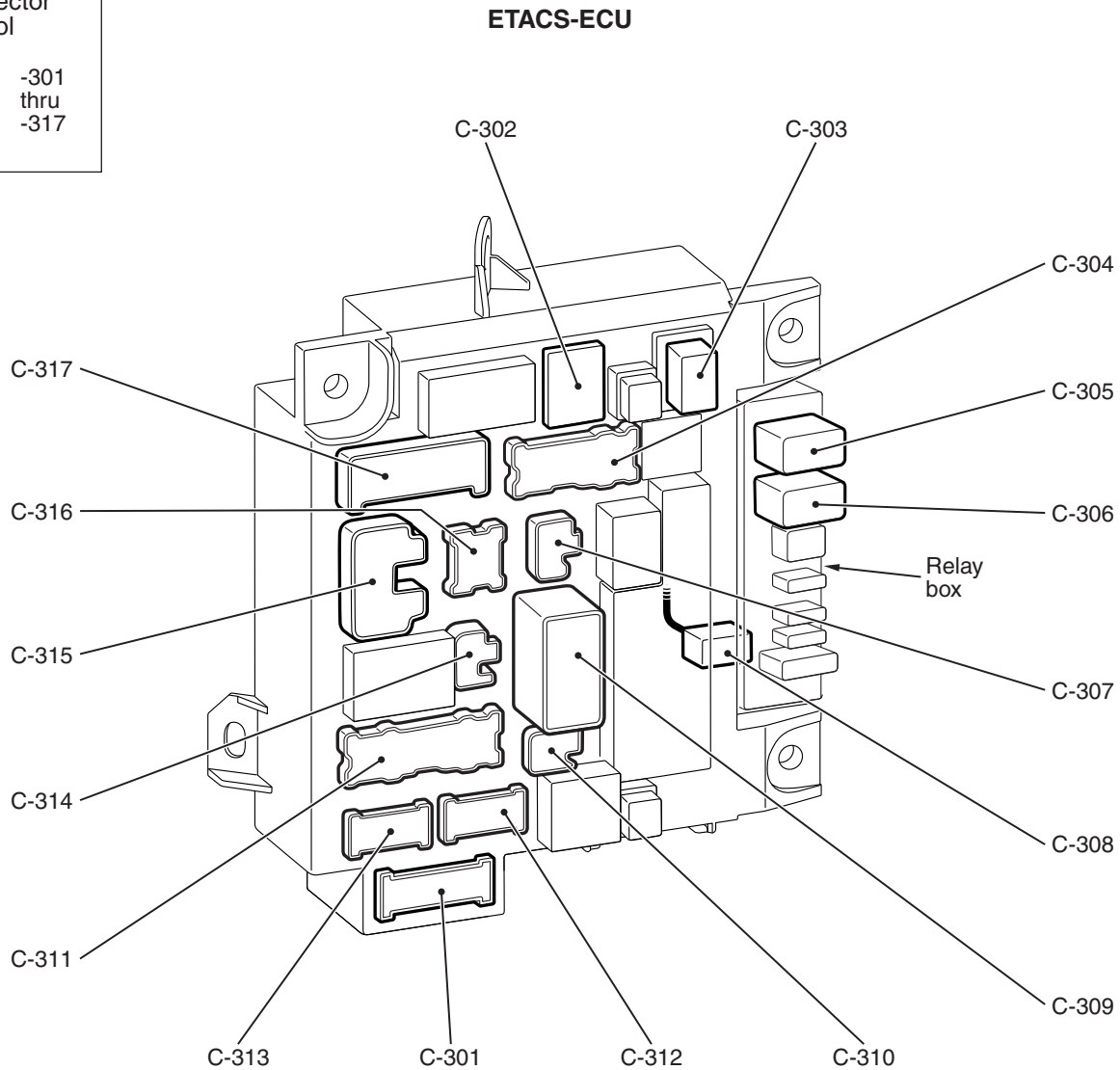
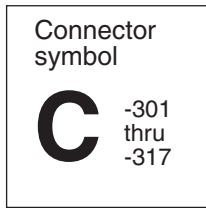
- | | | | |
|--------------|--|---------------|--|
| C-101 (6) | ASC off switch | C-112 (12) | Instrument panel wiring harness and front door wiring harness (RH) combination |
| C-102 (40) | KOS-ECU | C-113 (24-BR) | Instrument panel wiring harness and front door wiring harness (RH) combination |
| C-103 (24) | Joint connector (CAN 1) | C-114 (2) | Blower motor |
| C-104 (16) | Center panel unit | C-115 (5-G) | Air mixing damper control motor |
| C-105 (2) | Radio antenna | C-116 (2) | Accessory socket (Rear floor console) |
| C-106 (5-G) | Outside/inside air selection damper control motor | C-117 (6-B) | Audio or audio/video adapter |
| C-107 (5-G) | Mode selection damper control motor | C-118 (2) | Air thermo sensor |
| C-108 (16-B) | A/C-ECU | C-119 (12) | A/C control panel |
| C-109 (20-B) | A/C-ECU | C-120 (4) | Power transistor |
| C-110 (26) | No connection <3.0L engine (Vehicles with ASC)> | C-122 (2) | Interior temperature sensor <Vehicles with automatic air conditioning system> |
| C-111 (14) | Satellite radio tuner or spare connector (for satellite radio) | C-123 (6-B) | Accelerator pedal position sensor |



ACA01904AC

C-124 (4)	Stop lamp switch	C-132 (6-L)	No connection
C-125 (16-B)	Data link connector	C-133 (8)	Stoplight relay
C-126 (12)	Instrument panel wiring harness and front door wiring harness (LH) combination	C-135 (28)	USB box
C-127 (24-BR)	Instrument panel wiring harness and front door wiring harness (LH) combination	C-137 (24)	No connection
C-128 (16)	AWD-ECU <Electronic controlled AWD>	C-138 (16-BR)	Floor wiring harness and AWD sub wiring harness combination
C-129 (22)	Front wiring harness and floor wiring harness combination	C-139 (26)	AWC-ECU <S-AWC>
C-131 (6-GR)	Headlight leveling switch <Vehicles with discharge type headlight>	C-141 (28)	Hands-free module
		C-142 (6-B)	Linear air-fuel ratio sensor <2.4L engine>

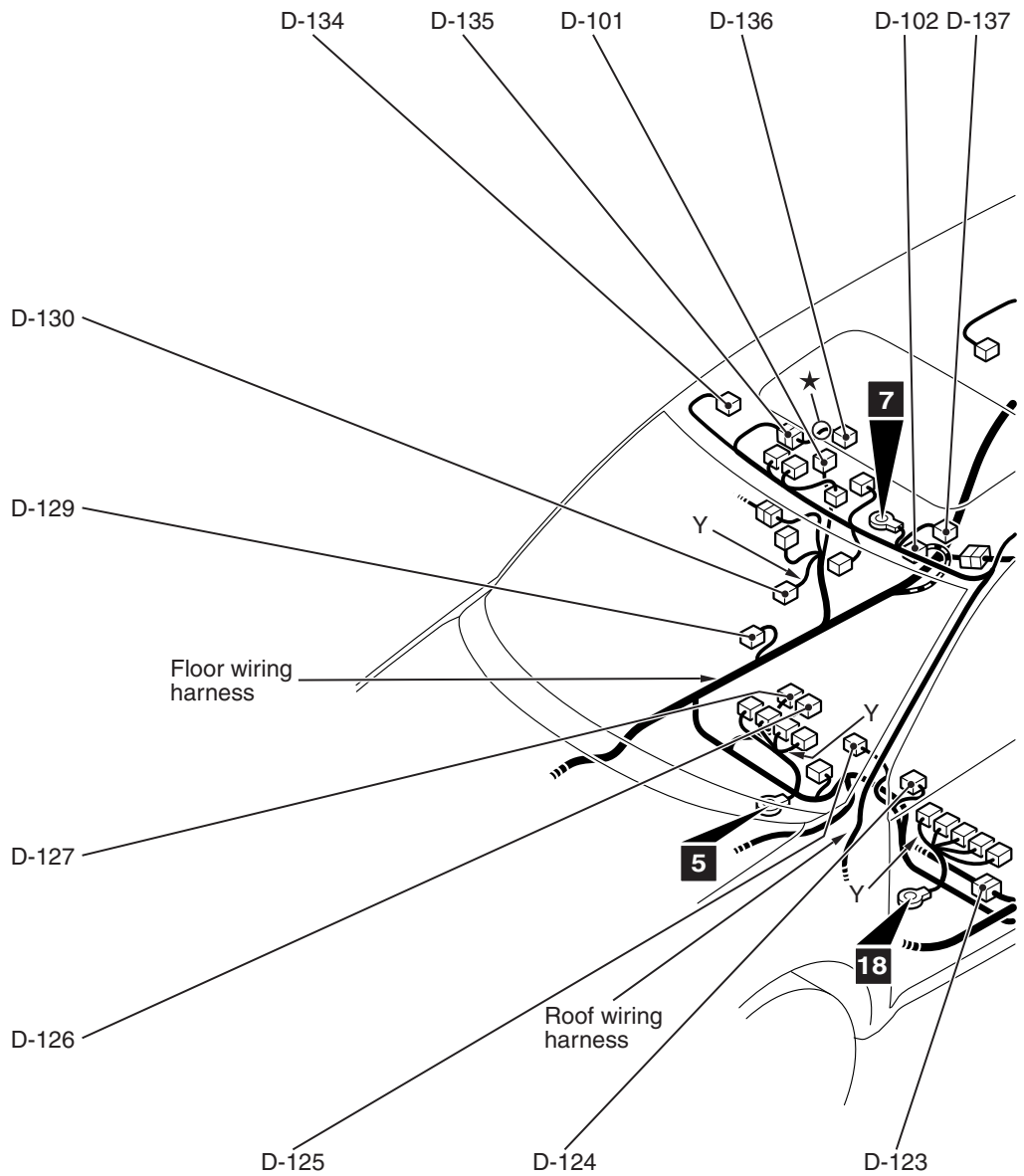
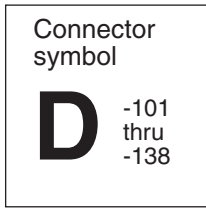
DASH PANEL (CONTINUED)



AC905098AC

C-301 (24)	Instrument panel wiring harness and ETACS-ECU combination	C-311 (20)	Floor wiring harness and ETACS-ECU combination
C-302 (4)	No connection	C-312 (16)	Front wiring harness and ETACS-ECU combination
C-303 (4)	Blower relay	C-313 (16-BR)	Floor wiring harness and ETACS-ECU combination
C-304 (16)	Front wiring harness and ETACS-ECU combination	C-314 (2)	Floor wiring harness and ETACS-ECU combination
C-305 (4)	Heated seat relay	C-315 (19)	Instrument panel wiring harness and ETACS-ECU combination
C-306 (4)	Rear window defogger relay	C-316 (6)	Roof wiring harness and ETACS-ECU combination
C-307 (2-B)	Front wiring harness and ETACS-ECU combination	C-317 (15)	Instrument panel wiring harness and ETACS-ECU combination
C-308 (1-GR)	Instrument panel wiring harness and ETACS-ECU combination		
C-309 (2-B)	Front wiring harness and ETACS-ECU combination		
C-310 (4)	No connection		

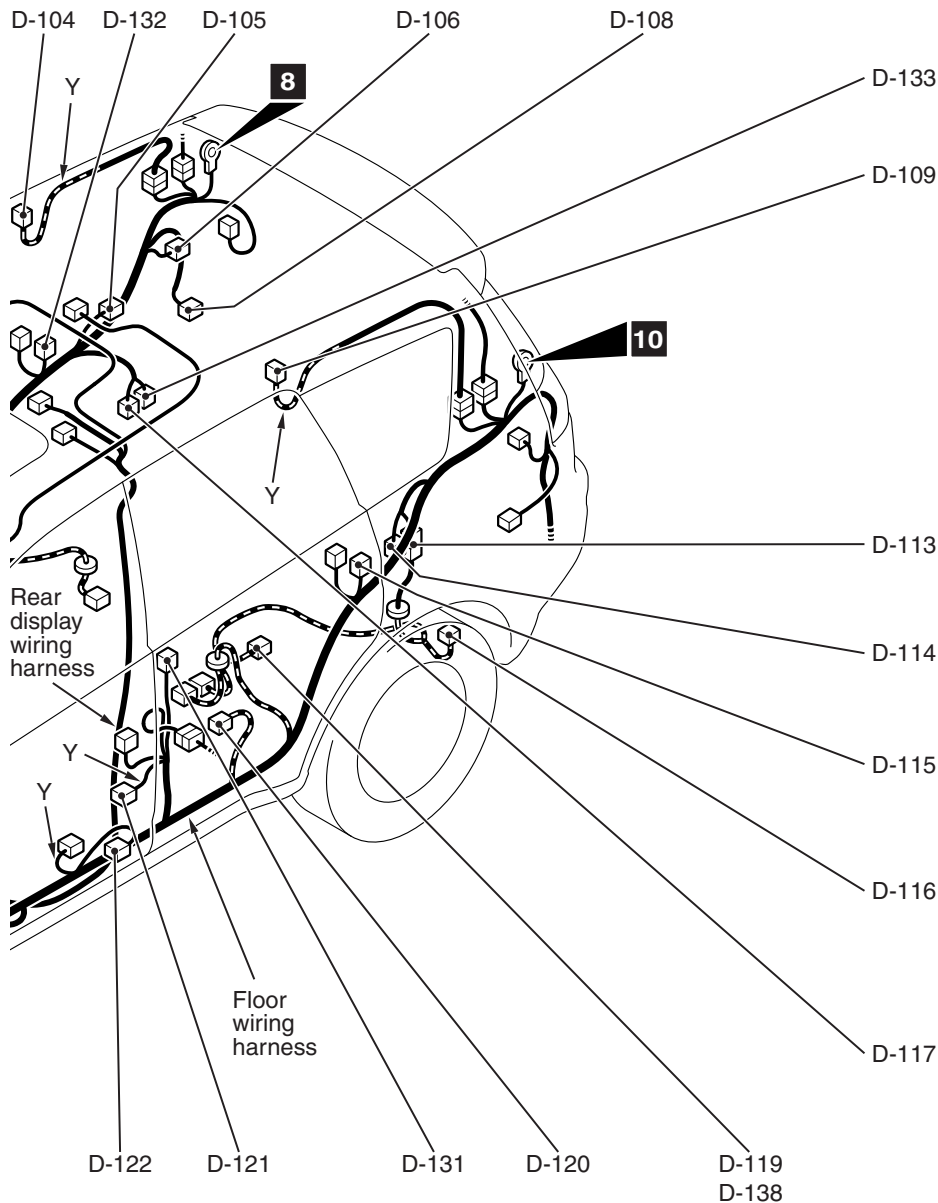
FLOOR AND ROOF (CONTINUED)



- Connector color code
- B: Black
 - BR: Brown
 - G: Green
 - GR: Gray
 - L: Blue
 - NONE: Milk white
 - O: Orange
 - R: Red
 - V: Violet
 - Y: Yellow

ACA01905AC

D-101 (3)	Outside transmission antenna assembly (Passenger's side)	D-114 (2-B)	Rear wheel speed sensor (LH)
D-102 (6-B)	Foot light (RH)	D-115 (4-Y)	Side impact sensor (Rear: LH)
D-104 (2-B)	Curtain air bag module (squib) (RH)	D-116 (2-B)	Evaporative emission ventilation solenoid
D-105 (10)	Spare connector (for switch box)	D-117 (3)	No connection
D-106 (3)	Inside transmission antenna assembly (Rear: Passenger's side)	D-119 (2)	Electronic control coupling solenoid <Electronic controlled AWD>
D-108 (2)	Accessory socket (Lower quarter trim)	D-120 (6-B)	Foot light (LH)
D-109 (2-B)	Curtain air bag module (squib) (LH)	D-121 (2-B)	Seat belt pre-tensioner (LH)
D-113 (4)	Floor wiring harness and evaporative emission ventilation solenoid sub wiring harness combination	D-122 (4-Y)	Side impact sensor (Front: LH)



AC900430AC

D-123 (24)	Instrument panel wiring harness and rear display wiring harness combination	D-132 (4-Y)	Side impact sensor (Rear: RH)
D-124 (3)	Inside transmission antenna assembly (Front)	D-133 (2-B)	Rear wheel speed sensor (RH)
D-125 (1-B)	Parking brake switch	D-134 (2)	Vanity mirror light (RH)
D-126 (18)	Audio amplifier	D-135 (3)	Roof wiring harness and theft-alarm sensor wiring harness combination
D-127 (14)	Audio amplifier	D-136 (4-B)	Theft-alarm sensor
D-129 (4-Y)	Side impact sensor (Front: RH)	D-137 (2)	Vanity mirror light (LH)
D-130 (2-B)	Seat belt pre-tensioner (RH)	D-138 (2)	Electronic control coupling solenoid (Center) <S-AWC>
D-131 (3)	Outside transmission antenna assembly (Driver's side)		