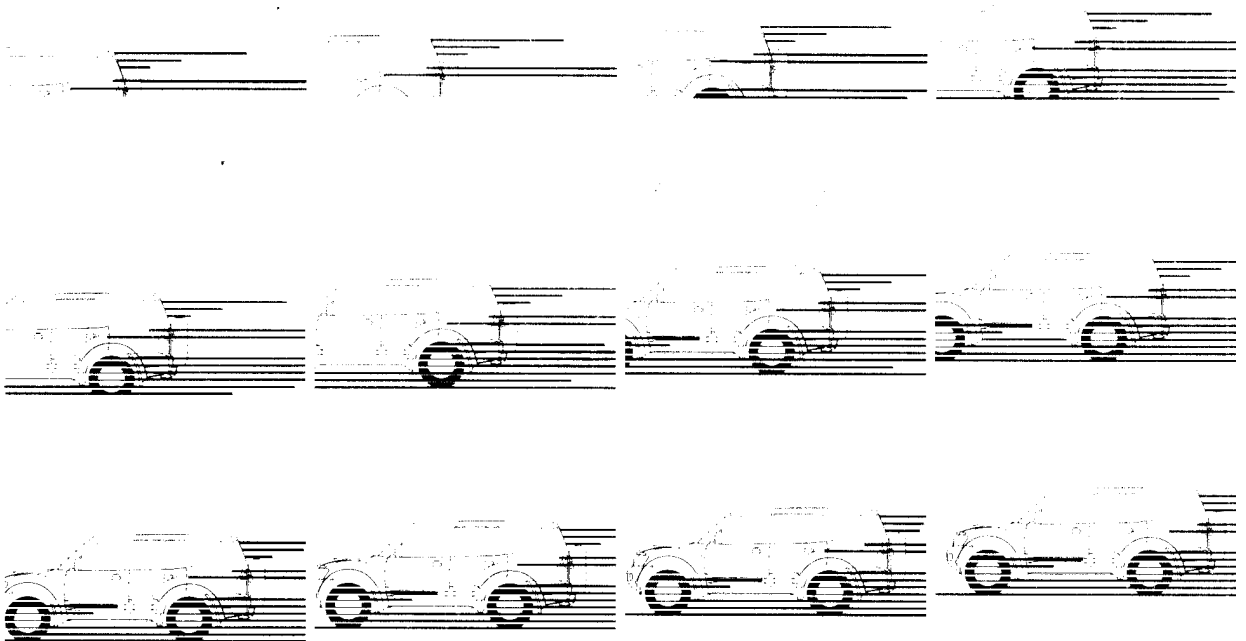




# Body Repair Manual

---

## PAJERO 2001



# PAJERO

## BODY REPAIR MANUAL

### FOREWORD

This manual has been prepared for the use of all service mechanics engaged in the body repair service. Body dimensions, welded panel replacement procedures, body sealing application instructions, and all the other information required to provide quick and accurate body repair service are contained herein. One especially important point is the welding method. All of the vehicle's original strength and durability can be maintained by following the welding procedures contained in this manual.

Note that, in order to maximize the efficiency of the repair work, first, both the extent of the damage and the replacement parts that are needed must be calculated accurately, and then the actual work must be performed accurately and efficiently.

The publications shown on the following page are also available, and should be used in conjunction with this manual.

Mitsubishi Motors Corporation reserves the right to make changes in design and specifications and/or to make additions to or improvements in its products without imposing any obligation upon itself to install them on its products previously manufactured.

### GROUP INDEX

GENERAL .....	0
BODY CONSTRUCTION .....	1
BODY DIMENSIONS .....	2
WELDED PANEL REPLACEMENT .....	3
CORROSION PROTECTION .....	4
SYNTHETIC-RESIN PARTS .....	5
BODY COLOUR .....	6
WIRING AND PIPING DIAGRAM .....	7
REFERENCE MATERIAL .....	8

# RELATED PUBLICATIONS

- TECHNICAL INFORMATION MANUAL  
Pub. No. PYJE0001 [for Europe]  
Pub. No. PYJE0002 [for General Export]
- WORKSHOP MANUAL  
CHASSIS GROUP  
Pub. No. PWJE0001 [for Europe]  
Pub. No. PWJE0005 [for General Export]  
ENGINE GROUP  
Pub. No. PWEE□□□□ (Looseleaf edition)  
ELECTRICAL WIRING  
Pub. No. PHJE0001 [for Europe]  
Pub. No. PHJE0005 [for General Export]
- PARTS CATALOGUE  
B603H601A□ [for Europe]  
B803H201A□ [for General Export]  
B803H401A□ [for General Export]  
BFA3H601A□ [for Australia]  
BNB3H601A□ [for Brazil]  
BDU3H601A□ [for China]
- BODY REPAIR MANUAL  
Pub. No. PBAE9216 (PASSENGER CARS & LIGHT COMMERCIAL VEHICLES)

## MANUAL DESCRIPTION

### CONTENTS

The first page of this manual contains a table of contents which lists the title and number of each group.

### TEXT

The vehicles to which the information in the text pertains are generally designated according to their body classification. In some cases, other limiting designations such as name, type of drive system, etc., are given. If there are no such limiting designations, the information can be assumed to cover all models.

### PAGE NUMBERS

All pages are numbered consecutively within each group. The page numbers can be found on the upper left or right of each page.

### SECTION TITLES

The section titles can be found at the upper centre of each page.

### NOTE

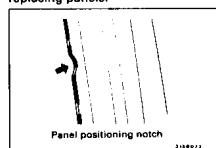
"GCC" indicates a classification within the models for General Export category: models for countries that are member of the Gulf Co-operation Council.

Group No.	Group title	Section title
↓ Page No.	↓	↓
1-10	BODY CONSTRUCTION – Maintenance, Serviceability	

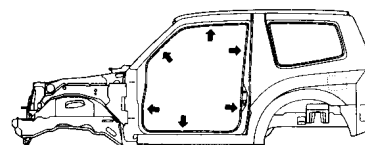
#### MAINTENANCE, SERVICEABILITY

##### SIDE STRUCTURE

The door opening section is provided with panel positioning notches to improve workability when replacing panels.



<SHORT WHEELBASE>



<LONG WHEELBASE>

