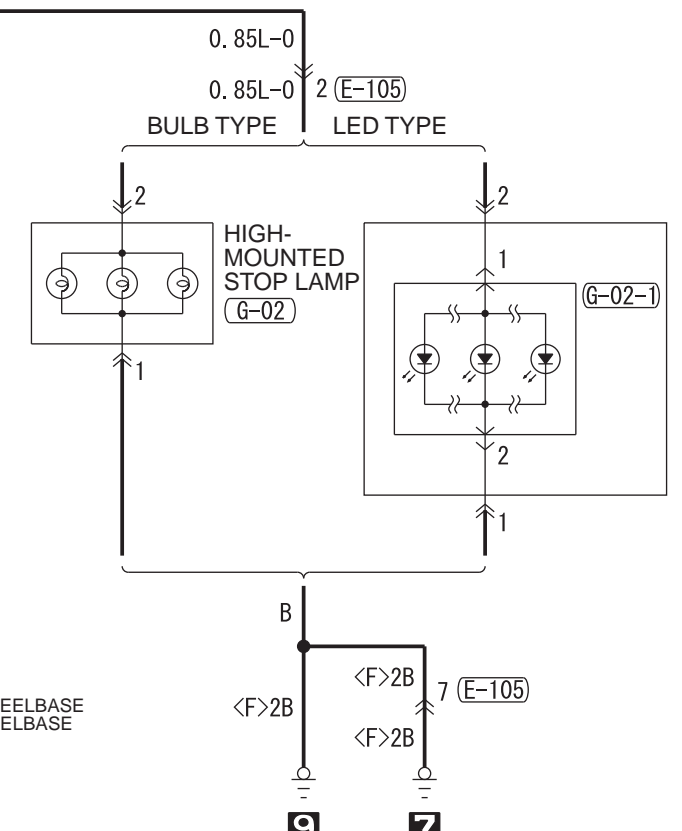
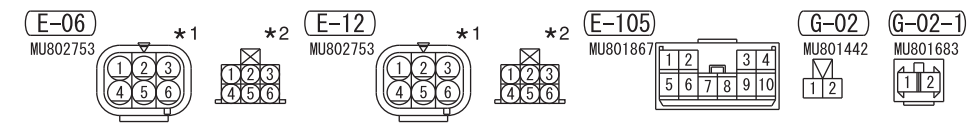
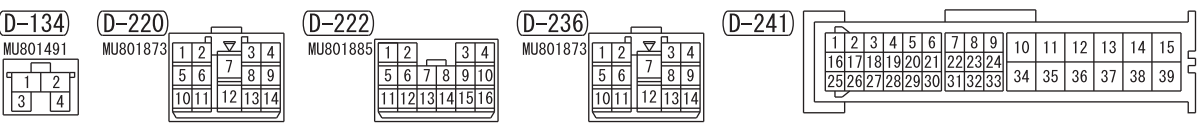


·CRUISE CONTROL SYSTEM  
 ·ENGINE CONTROL SYSTEM <6G7>  
 ·HBB, EBD, ABS AND ASTC  
 ·INVECS-II 5A/T  
 ·SPARE CONNECTOR (FOR TRAILER LAMPS)



NOTE  
 \*1 : SHORT WHEELBASE  
 \*2 : LONG WHEELBASE  
 \*3 : LHD  
 \*4 : RHD



Wire colour code  
 B : Black LG : Light green G : Green L : Blue W : White Y : Yellow SB : Sky blue  
 BR : Brown O : Orange GR : Grey R : Red P : Pink V : Violet PU : Purple SI : Silver