



# SERVICE BULLETIN

DOMESTIC SALES & AFTER SALES SERVICE OFFICE, MITSUBISHI MOTORS CORPORATION

PURPOSE : INFORMATION	ISSUE NO. : MSB-09E12-002	DATE : 2009-10-05
SUBJECT : INSPECTION PROCEDURE WHEN "CHECK ENGINE OIL LEVEL" LAMP ILLUMINATES – 4HN ENGINE		<MODEL> (EUR) OUTLANDER (GS45X)(CW0W)
GROUP : ENGINE LUBRICATION		<M/Y> 08–10

## 1. Description:

For vehicles with 4HN engine, the inspection procedure when "CHECK ENGINE OIL LEVEL" lamp illuminates is established. This Service Bulletin contains the detailed information.

## 2. Applicable Manuals:

Manual	Pub. No.	Title (Info-ID)	Attached Sheet
2008 OUTLANDER Workshop Manual	CGXE08E2-CD (English) CGXS08E2-CD (Spanish) CGXF08E2-CD (French) CGXG08E2-CD (German)	Engine Oil Check <4HN> (M121-00-090-92200-01)	Attached sheet 1
2009 OUTLANDER Workshop Manual	CGXE09E1-CD (English) CGXS09E1-CD (Spanish) CGXF09E1-CD (French) CGXG09E1-CD (German) CGXI09E1-CD (Italian)		
2010 OUTLANDER Workshop Manual	CGXE10E1-CD (English) CGXS10E1-CD (Spanish) CGXF10E1-CD (French) CGXG10E1-CD (German) CGXI10E1-CD (Italian)		

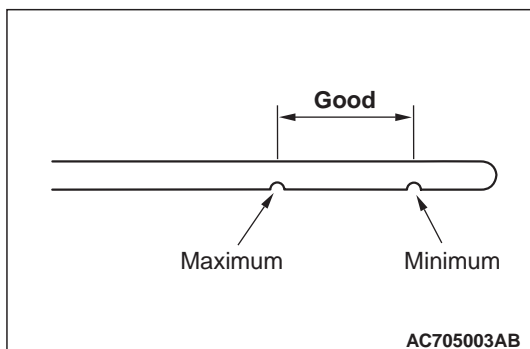
There may be some attached sheets not included in this Service Bulletin because they are not applicable to your market. Their sheet numbers are not listed in the above table.

## 3. Details:

See Attached sheet 1.

## ENGINE OIL CHECK &lt;4HN&gt;

M1121000901367

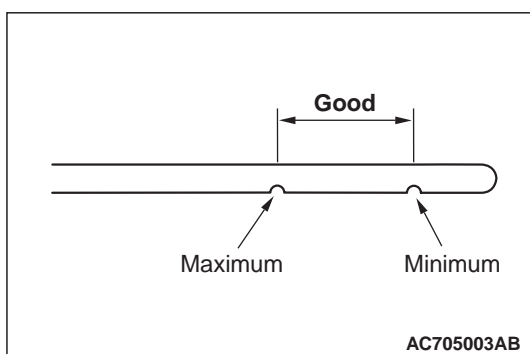
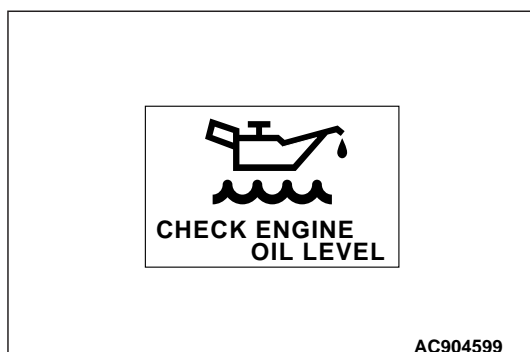


1. Pull out the engine oil level gauge slowly and check that the oil level is in the illustrated range.
2. Check that the oil is not excessively dirty, that there is no coolant or petrol mixed in, and that it has sufficient viscosity.

&lt;Added&gt;

## WHEN "CHECK ENGINE OIL LEVEL" LAMP ILLUMINATES

Follow the procedure below when the lamp illuminates as shown:



1. Pull out the engine oil level gauge slowly and check that the oil level is in the illustrated range.
2. Turn the ignition switch to the LOCK (OFF) position.
3. Turn the ignition switch to the ON position, and then check that the "Check engine oil level" lamp illuminates.

*NOTE: It may take a short while for "Check engine oil level" lamp to go off.*