



SERVICE BULLETIN

AFTERSALES SERVICE OFFICE, MITSUBISHI MOTORS CORPORATION

PURPOSE : INFORMATION	ISSUE NO. : MSB-09E42-004	DATE : 2009-04-20
SUBJECT : KOS WARNING INDICATORS	<MODEL> <M/Y>	
GROUP : BODY {including KOS}	(EUR/RUSSIA/ UK(Japanese Domestic Spec.)) See following <u>2. Applicable Manuals table.</u>	

1. Description:

The descriptions of the operations of KOS warning indicators other than TPMS-related indicators in the WARNING AND WARNING INDICATOR LIST have been incorrect. This Service Bulletin contains the correct descriptions.

2. Applicable Manuals:

See Attached sheets 1 (1/2) and 1 (2/2).

There may be some attached sheets not included in this Service Bulletin because they are not applicable to your market. Their sheet numbers are not listed in the above table.

<EUR>

Manual/Model	<M/Y>	Pub. No.	Title (Info-ID)	Attached Sheet
2007 OUTLANDER Workshop Manual (GS45X)(CW0W)	07	CGXE07E1-CD (English) CGXS07E1-CD (Spanish) CGXF07E1-CD (French) CGXG07E1-CD (German)	Warnings/Alarms (M421-00-930-05101-01)	Attached sheet 2
2008 OUTLANDER Workshop Manual (GS45X)(CW0W)	08	CGXE08E2-CD (English) CGXS08E2-CD (Spanish) CGXF08E2-CD (French) CGXG08E2-CD (German)		
2009 OUTLANDER Workshop Manual (GS45X)(CW0W)	09	CGXE09E1-CD (English) CGXS09E1-CD (Spanish) CGXF09E1-CD (French) CGXG09E1-CD (German) CGXI09E1-CD (Italian)	Warnings/Alarms (M421-00-930-16901-01) Warning and Warning Indicator List (M429-61-230-18402-01)	
2008 LANCER Workshop Manual (GS41)(CY0A)	08	CG1E08E2-CD (English) CG1S08E2-CD (Spanish) CG1F08E2-CD (French) CG1G08E2-CD (German)	Warnings/Alarms (M421-00-930-19202-01)	
2009 LANCER Workshop Manual (GS41)(CY0A)	09	CG1E09E1-CD (English) CG1S09E1-CD (Spanish) CG1F09E1-CD (French) CG1G09E1-CD (German) CG1I09E1-CD (Italian)	Warnings/Alarms (M421-00-930-19202-01) Warning and Warning Indicator List (M429-61-230-18402-01)	
2009 LANCER SPORTBACK Workshop Manual (GS44S)(CX0A)	09	CG4E09E1-CD (English) CG4S09E1-CD (Spanish) CG4F09E1-CD (French) CG4G09E1-CD (German) CG4I09E1-CD (Italian)	Warnings/Alarms (M421-00-930-19202-01) Warning and Warning Indicator List (M429-61-230-20301-01)	

Manual/Model	<M/Y>	Pub. No.	Title (Info-ID)	Attached Sheet
2009 LANCER EVOLUTION Workshop Manual (GS41-EVO)(CZ0A)	09	CGEE09E1-CD (English) CGES09E1-CD (Spanish) CGEF09E1-CD (French) CGEG09E1-CD (German) CGEI09E1-CD (Italian)	Warnings/Alarms (M421-00-930-19202-01)	Attached sheet 2
			Warning and Warning Indicator List (M429-61-230-18402-01)	

<RUSSIA>

Underneath Manual/Model	<M/Y>	Underneath Pub. No.	Title (Info-ID)	Attached Sheet
2008 LANCER Workshop Manual (GS41)(CY0A)	08	N/A	Warnings/Alarms (M421-00-930-19202-01)	Attached sheet 2
			Warnings/Alarms (M421-00-930-12500-01)	

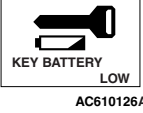



<UK (Japanese Domestic Specification)>

Manual/Model	<M/Y>	Pub. No.	Title (Info-ID)	Attached Sheet
2008 LANCER EVOLUTION Workshop Manual (GS41-EVO)(CZ0A)	08	N/A	Warnings/Alarms (M421-00-930-14700-01)	Attached sheet 2
			Warning and Warning Indicator List (M429-61-230-06500-01)	


WARNING AND WARNING INDICATOR LIST

When KOS failed or operated improperly, KOS-ECU


warns the driver of this by setting off the outer buzzer and the keyless operation warning indicator on the multi information display in the combination meter.

Display content	Item	State	Warning operation <Incorrect>	Warning cancellation condition (when any of the condition met)
 KEY BATTERY LOW AC610126AB	Low keyless operation key system voltage warning	The keyless operation key with low system voltage is detected when the IG knob is pressed.	<ul style="list-style-type: none"> Warning indicator flashes for 30 seconds. The outer buzzer does not sound. 	<ul style="list-style-type: none"> IG knob in LOCK position and push switch OFF are detected. 30 seconds have passed after the warning output started.
 KEY MISSING AC610127AB	No detection of keyless operation key inside the vehicle	No keyless operation key is detected inside the car when the IG knob is pressed. <Incorrect>	<ul style="list-style-type: none"> The warning indicator flashes for 5 minutes. The outer buzzer does not sound. 	<ul style="list-style-type: none"> IG knob in LOCK position and push switch OFF are detected. 5 minutes have passed after the warning output started.
 STEERING WHEEL LOCK AC610124AB	IG knob is not returned properly.	Opening of the driver's door is detected when the IG knob is in ACC or LOCK position and the push switch is ON. <Incorrect>	<ul style="list-style-type: none"> The warning indicator flashes for 5 minutes. The outer buzzer does not sound. Key reminder warning buzzer sounds until closing of the driver's door is detected. 	<ul style="list-style-type: none"> The IG knob in the RUN or START position, or the IG knob in the LOCK position, and the push switch OFF are detected. The driver's door is detected closed from the open position. 5 minutes have passed after the warning output started.
 CONFIRM KEY LOCATION AC610128AC	Keyless operation key carrying-out warning	The keyless operation key is brought out of the car when the IG knob is in other than the LOCK position, and all the doors are closed.	<ul style="list-style-type: none"> The warning indicator flashes for 5 minutes. Outer buzzer sounds for 5.69 seconds in pattern 2. 	<ul style="list-style-type: none"> IG knob in LOCK position and push switch OFF are detected. KOS-ECU has detected a keyless operation key inside the vehicle. 5 minutes have passed after the warning output started.

illuminates <Correct>

Display content	Item	State	Warning operation <Incorrect>	Warning cancellation condition (when any of the condition met)
 AC610129AB	Door lock does not operate.	Push switch is pressed ON when the IG knob is in other than LOCK position.	<ul style="list-style-type: none">Warning indicator flashes for 5 seconds.Outer buzzer sounds for 2.96 seconds in pattern 1.	<ul style="list-style-type: none">IG knob in LOCK position and push switch OFF are detected.5 seconds have passed after the warning output started.
		Push switch is pressed ON when the keyless operation key is inside the car.		<ul style="list-style-type: none">The lock switch of the keyless operation switch is pressed again.5 seconds have passed after the warning output started.
		Push switch is pressed ON when the door is ajar.		<ul style="list-style-type: none">All doors are closed.5 seconds have passed after the warning output started.

illuminates <Correct>

Display content	Item	State	Warning operation <Incorrect>	Warning cancellation condition (when any of the condition met)
	System error	Push switch is pressed ON from OFF when an error has been detected in EEPROM in KOS-ECU.	<ul style="list-style-type: none"> The warning indicator flashes for 5 minutes. The outer buzzer does not sound. 	5 minutes have passed after the push switch was pressed ON and IG knob is in LOCK position.
		Push switch is pressed ON from OFF while open circuit in the transmitter antennas are being detected.		
		The push switch is pressed ON from OFF while short circuit in the power supply output (steering lock, transmitter antennas, receiver antenna module, etc.) is detected.		
		Steering lock communication error has been detected when the push switch was pressed ON.		
		The IG knob is in other than the LOCK position while some error is being detected.		

illuminates <Correct>